

NATURAL COSMECEUTICALS CONTRIBUTION TO SKIN CARE PREPARATIONS: A REVIEW

Abstract

The present chapter is based on the use of natural cosmeceuticals in skin care preparations. Nowadays, natural cosmeceuticals are introduced in the market as many people are looking for natural alternatives to synthetic chemicals found in traditional skincare. Cosmeceutical means a combination of cosmetics and pharmaceuticals which are applied topically, as cosmetics yet contain therapeutic or bioactive ingredients that affect the skin's biological function. The use of bioactive extracts or phytochemicals from a variety of botanicals can be accomplished in skin care preparations that act as an antioxidant, anti-inflammatory, antibacterial, anti-acne, sun protective, and skin whitening agent. In the present review, extensive literature research was undertaken to summarize suitable natural cosmeceuticals that can be suggested for the contribution to skin care preparations. Various ayurvedic medicinal plants and herbs are beneficial for contributing to skin care preparations and in addition to skin healing benefits, future research should attempt to determine this directly.

Keywords: Natural cosmeceuticals; ayurvedic medicinal plants; antioxidant; anti-inflammatory; antibacterial; sun-protective agent; skin whitening; skin care preparations

Authors

Ruchira Gajbhiye

Department of Cosmetic Technology
R. C. Patel Institute of Pharmaceutical
Education and Research
Shirpur, India.
ruchira.gajbhiye@gmail.com

Sonali Shambharkar

Department of Cosmetic Technology
R. C. Patel Institute of Pharmaceutical
Education and Research
Shirpur, India.

Pratiksha Meshram

Department of Cosmetic Technology
R. C. Patel Institute of Pharmaceutical
Education and Research
Shirpur, India.

Pratiksha Marwadkar

Department of Cosmetic Technology
R. C. Patel Institute of Pharmaceutical
Education and Research
Shirpur, India.

I. INTRODUCTION

Cosmeceuticals are the next generation of skincare. They are advances made in the world of dermatological products and a new backbone for skin care. The term “cosmetic” was derived from the Greek word “Kosm tikos” defined as “skilled in adornment or arrangement” possessing the ability and expertise to organize and embellish. Some cosmetics are natural while others are made, but they all contain active ingredients that have medicinal, antioxidant, antibacterial, anti-inflammatory, or healing properties [1].

Cosmeceutical is usually a combination of cosmetics that are designed to improve the health and beauty of the skin. Cosmeceutical products are preparations containing secondary metabolites from a variety of plant sources that affect the operations of the skin and provide essential nutrients to maintain skin health [2]. Skin care preparations are medicinal preparations intended to be placed in various external parts of the human body that manifest various beneficial topical applications and provide protection against various skin conditions [3]. Plant extracts and the use of plant parts such as roots, stems, barks, leaves, flowers, fruits, seeds, and whole herbs have been known in cosmetic and pharmaceutical applications since ancient times. These biologically active plant extracts have medicinal benefits to improve various skin conditions and were used for purposes such as sun-protective agents, radical-scavenging, antioxidant, anti-inflammatory, antibacterial, etc. [4].

Medicinal plants have great potential to contribute to new cosmeceutical preparations and are also used in traditional medicine to treat various diseases [5]. In the present review, some medicinal plants have attempted to investigate the antioxidant, anti-inflammatory, antibacterial, sun-protecting, and skin-lightening activity.

II. NEED FOR NATURAL COSMECEUTICAL FOR SKIN CARE

- 1. Antioxidant:** Antioxidants are used in cosmeceutical preparation including various substances and extract which is isolated from various plants, fruits, and grains which has the capability to not only lower the oxidative stress on the skin but also preserve the integrity of the concoction against oxidative reactions. Antioxidants can be categorized into two types: primary, also known as natural antioxidants, and secondary, often referred to as synthetic antioxidants. A natural antioxidant can be isolated as a combination of compounds or plant extracts widely used in cosmetic products. Antioxidants prevent the enzymatic activity required for auto-oxidation [6]. Antioxidant molecules that prevent oxidation or slow the oxidation of another molecule. Basically, oxidation is a chemical reaction that donates electrons from a substance to an oxidizing agent. Antioxidants are capable of deactivating free radicals before they attack cells [7]. As per the reports, the most known groups that have shown properties of natural antioxidants are tocopherols and tocotrienols, ascorbic acid, flavonoids, carotenoids, and phenolic acids. The study also revealed that Vitamins E and C are the most important vitamins used as natural antioxidants [8].
- 2. Anti-Inflammatory:** The word inflammation is derived from the Latin “flamma” meaning flame [9]. The inflammation is exerted by some external factors including irritants, injuries, wounds, or pathogen infections. The symptoms of inflammation are local redness, swelling, pain, heat, and loss of function. The mechanism includes anti-inflammatory drugs that disturb the physiological activity of inflammation and minimize

tissue damage. Inflammation is categorized as acute (initial) or chronic (prolonged) based on the time taken for inflammatory response in the affected tissue. The study revealed that secondary phytochemicals such as phenols, triterpenes, flavonoids, and cinnamic acid are responsible for the anti-inflammatory properties and are used as active ingredients in cosmeceutical formulation which is economically safe [10].

- 3. Anti-Bacterial:** Antibacterial agent in cosmeceutical application plays an important role in the durability and stability of various formulation because cosmeceutical products contain organic and inorganic compounds that are responsible for the development of pathogenic microorganism which is harmful to human skin. Therefore, the antimicrobial agent is increasing the durability and safety of consumers. Antimicrobial agents effectively hinder the growth of microorganisms, making them valuable for addressing primary as well as secondary microbial infections in cosmeceutical formulations. Due to their antimicrobial activity, it has also been used as preservatives. It is reported that many plant extract-containing metabolites possess the potential to fight against a broad spectrum of Gram-positive as well as Gram-negative bacteria [11]. The study also revealed that plants containing essential oil and volatile substances such as monoterpenes, sesquiterpenes, and polypropanoids are active against gram-negative and gram-positive bacteria, fungi, and viruses [12].
- 4. Sun Protective Agent:** Ultraviolet radiation is responsible for many skin problems. For example, Sunburns due to prolonged exposure in the sunlight. Ultraviolet rays are categorized into three types namely, UV-A, UV-B, and UV-C. UV-A is responsible for skin cancer, risk of skin aging, dryness, and dermatological photosensitivity [13]. UV-B radiation is also known as burning rays which is capable of burning skin 1000 times more as compared to UV-A radiation and these rays are passed into the epidermis layer of skin and produce adverse effects like DNA damage, sunburn, erythema and chemical hypersensitivity [14]. It is reported that natural compound extracted from plants includes polyphenol compounds which gives anti-inflammatory and antioxidant property and therefore, it has the ability to act as a sun screening agent due to their UV-assimilation and antioxidant property. The study also revealed that natural ingredient is capable of giving effective sun protective property which is economically safe and act as effective UV filters. Therefore, many plant-derived extracts contain UV-blocking agents used in cosmeceutical preparation [15].
- 5. Skin Lightening Agent:** Melanogenesis produces melanin and therefore human skin suffers from pigmentation. Melanin is mainly formed by melanocytes which are in the epidermis i.e., the Outer layer of skin [16]. Under physiological conditions, pigmentation protects the skin from harmful UV rays, but overproducing melanin causes many skin problems such as melasma, pigmentation of ephelides, and post-inflammatory Hyperpigmentation. A large number of plant species are responsible for skin-lightening ability because of bioactive compounds that can be extracted from various parts of a plant including flowers, fruits, seeds, leaves, bark, stems, rhizomes, roots, and even whole plants. The study showed that natural skin-lightening agents are the best alternative to chemical substances because of their fewer side effects and safety for the skin. Natural bioactive compounds like coumarin derivatives, terpenoids, flavonoids, polysaccharides, etc. are responsible for the anti-melanogenesis function [17]. It is reported that phenolics are the most widely used skin whitening agent, retinoids or vitamin A stimulate cell turnover and promote rapid loss of melanin through epidermolysis. Similarly, tocotrienols

and derivatives of vitamin E are composed of four homologs; α -, β -, γ -, and δ -tocotrienols, in which δ -tocotrienols were responsible for inhibiting melanin production. Therefore, cosmeceutical formulations containing skin-lightening agents are a powerful approach to this problem [18].

III. NATURAL PLANT INGREDIENTS AS COSMECEUTICALS

- 1. *Hemidesmus Indicus*:** The common name of *Hemidesmus Indicus* is 'Indian sarsaparilla', also popularly known as *Anantmoool*. It is a medicinal plant traditionally used as a natural remedy, therefore mostly used in Ayurveda, Unani, and Siddha systems [19]. The most useful part of the *hemidesmus indicus* is root and it has a sweet taste and pleasant smell due to the presence of an essential oil containing p-methoxy salicylic aldehyde as a major constituent [20]. Earlier reports represent the presence of a mixture of therapeutic phytochemicals such as terpenoids, tannins, phenols, flavonoids, and saponins which are responsible for their anti-oxidant and anti-inflammatory properties [21]. The study revealed, flavonoids and nutrients like copper, iron, magnesium, Vit. A, Vit D, and zinc are powerful ingredients as anti-aging in the skin around the eyes [22]. It has significant potential to be used in many skin, hair, and oral care benefits due to the presence of phytoconstituent and its use as an herbal ingredient in various cosmeceutical formulations. In many of the cosmeceutical formulations, roots are used as an ingredient for antiacne, anti-microbial, antioxidant, and anti-inflammatory agents [23].
- 2. *Arntinum Lappa. L. (burdock)*:** *Arntinum lappa. L.* is a medicinal plant commonly called "burdock" or "bardana" and belongs to northern Asia, Europe, and North America [24]. The important bioactive compounds in the roots of burdock contain volatile compounds, tannin, β -eudesmol, caffeic acid, chlorogenic acid, inulin, trachelogenin, sitosterol- β -D-gluco-pyranoside, lappaol, terpenes, arctiin. And fresh burdock root contains lipids and carbohydrates [25]. The dried roots of burdock are 1-year-old used for the treatment of some inflammatory diseases like sore throat and some infections such as rashes and various skin problems and also give relief from inflammatory diseases [26]. It is reported that roots containing dietary fiber inulin include some antioxidant polyphenols that give anti-inflammatory properties [27]. It has the highest antioxidant activity due to the high polyphenol content. Therefore, it has a significant potential to be used against microbial, oxidant, allergic, acne, and inflammatory activities [28].
- 3. *Panax Ginseng C.A. Meyer (Ginseng)*:** *Panax ginseng* Mayer is commonly known as ginseng. It has been used for treating various diseases from ancient times [29]. Ginseng is the dry root and rhizome of *P. ginseng* which is mostly used as herbal medicine to cure various skin problems [30]. The bioactive ingredients of ginseng contain steroid, saponins, and protopanaxadiols collectively known as ginsenosides which gives anti-aging and whitening properties. Recently gintonin was also identified as an active ingredient in ginseng [31,32]. It performs significant functions as an anti-inflammatory, antioxidant, antibacterial, antiviral, and antifungal activity in cosmeceutical preparation [33].
- 4. *Rhodiola Rosea*:** *Rhodiola rosea* is also known as "rosroot", "golden root" or "arctic root". It is a traditional medicinal plant used in herbal medicine [34]. *Rhodiola* is rich with bioactive compounds including salidroside, Phenyl prostanoids, Coumarin, gallic acid, flavonoids, terpenoids, organic acid compounds, and more. These components show

anti-inflammatory, anti-fatigue, antioxidant, and anti-aging effects. It is also reported that thyrozone and salidroside are responsible for aging prevention and smooth elastic skin [35,36]. *Rhodiola rosea* rhizomes are used to treat seborrheic, dermatitis, acneiform rash, wide-pore skin, and antiperspirant. Studies revealed the potential use of *Rhodiola rosea* in skin care cosmeceuticals as an anti-inflammatory, antioxidant, skin whitening, anti-aging, and anti-photo aging [37].

5. ***Rubia Cordifolia* L (Manjishtha):** *Rubia cordifolia* Linn. The common name of Manjishtha is Indian Maddar [38]. It is valuable Roots of *Rubia cordifolia* are perennial, long, cylindrical, and reddish or rusty brown which contain tannins. The overall part of the root containing red color denotes the presence of anthraquinones. According to Indian Ayurveda, manjishtha has various properties in *Ayurvedic* formulations such as mahamanjishthadi, kvetha, manjishthadi taila, majishtha arka, etc. [39]. It is reported that secondary metabolites of manjishtha include saponins, tannins, phenols, flavonoids, alkaloids, steroids, and glycosides [40]. The root extract of manjishtha containing chemical constituent i.e., rubidium gives antioxidant properties [41]. It also has high significant potential to be used as antioxidant, anti-inflammatory, and anti-acne activities. In cosmeceutical preparation, it is used for glowing skin, removing pimples, freckles, and discoloration, and for many skin-related diseases [42].
6. ***Cinnamomum*:** *Cinnamomum* is globally renowned as a spice, valued for both its medicinal properties and its culinary uses. It is a small tropical tree and is commonly known as cinnamon. The bark of various cinnamon species is one of the most important and popular spices used worldwide [43]. There are around 300 varieties of cinnamon. The most widely recognized nutraceutical varieties include *Cinnamomum aromaticum* or *Cinnamomum cassia* (L.) J. Presl, *Cinnamomum loureiroi* Nees, *Cinnamomum verum* J. Presl and *Cinnamomum burmanni* Nees ex Blume. Among these, the most noteworthy bioactive compounds found in various *Cinnamomum* species are p -coumaric acid, vanillic acid, gallic acid, ferulic acid, caffeic acid, proanthocyanidins A and B, cinnamaldehyde, cinnamic acid, and kaempferol, all of which have lots of benefits for human health [44]. It is reported that the compounds containing eugenol, cinnamaldehyde, and coumarin reduce acne blemishes and therefore it has gained popularity for use in skin care products. It contains amazing properties like anti-inflammatory, anti-oxidant, anti-aging, skin lightening, and antibacterial properties and therefore can be used in skin remedies [45].
7. ***Acacia Catechu* (L.f):** *Acacia Catechu* (L.f.) Willd., commonly known as ‘Khadira’ in Sanskrit is a deciduous tree and has been extensively utilized in Ayurveda for numerous years for the prevention as well as treatment of multiple diseases. The bark of this plant is a highly potent medicinal product with a broad spectrum of therapeutic applications [46]. In Ayurveda, it is used against leprosy and skin diseases [47]. It has been observed that it contains various flavonoids, saponins, carbohydrates, steroids, amino acids, proteins, alkaloids, tannins, and phenolic compounds [48,49]. It plays a crucial role as an antioxidant, antimicrobial, and anti-inflammatory agent, showcasing the promising potential for use in skin care formulations [50,51,52].
8. ***Albizia Lebbeck*:** *Albizia lebbeck* (L.) Benth., commonly known as ‘Sirisa’ in Sanskrit is a deciduous tree that has tremendous medicinal utilities. As per the Ayurvedic Pharmacopoeia of India (2016), the stem bark of *Albizia Lebbeck* holds therapeutic

significance for conditions like *Sotha* (inflammation), *Pama* (eczema), *Kushta* (leprosy), and others. It encompasses diverse properties and actions. For instance, its taste (Rasa) is characterized as Madhura (sweet), Tikta (bitter), Kasaya (astringent), and Katu (pungent). It also possesses certain qualities (Guna) such as Varnya (skin lightening), Tvagdosa (beneficial for skin), and Laghu (light) [53]. As per reports, saponins, macrocyclic alkaloids, anthraquinone, steroids, triterpenoids, phenolic glycosides, and flavonoids are included in *A. lebbeck's* secondary metabolites [54,55]. The study also revealed that Lupene-type triterpenoids from the stem bark of *Albizia lebbeck* are used to treat inflammation and act as an anti-inflammatory [56]. It has a significant potential to be used in cosmeceuticals due to its antioxidant and antibacterial properties [57,58].

9. *Aloe Barbadensis* (Aloe vera) : *Aloe barbadensis miller.* is a medicinal plant with lots of skincare properties that has been utilized since antiquity. Locally, it is called 'ghrit kumari' or 'gwar patha' [59]. The *Aloe* leaf comprises three layers. The outermost layer is notably thick, the middle layer contains bitter yellow juice, and the inner layer is in a gel form which is transparent in nature and consists mostly of water i.e., around 99% and only 1% of solid matter [60]. It is reported that *Aleo* leaf gel is used in different cosmeceutical formulation due to the presence of nutrients and bioactive compounds such as sugars, enzymes, anthraquinones, salicylic acids, lignin, vitamins, amino acids, minerals, and saponins which gives medicinal properties. The study also revealed that phytochemical compounds have multiple beneficial properties including anti-inflammatory, antibacterial, antioxidant, antiaging, and sunburn relief [61].

10. *Camellia Sinensis* (Green Tea): *Camellia Sinensis.* is the second most popular drink in the world after water. Green tea and black tea belong to the same species but they differ in their processing, associated oxidation, and fermentation level. Green tea is an oxidized and non-fermented tea. The main chemical compounds in *camellia sinensis* are polyphenols (~90%), amino acids (~7%), theanine, proanthocyanidins, and caffeine (~3%). Among the different polyphenols, catechins, and flavonols such as myricetin, caempherol, quercetin, chlorogenic acid, coumaroylquinic acid, and theogallin are the major constituents in it [62]. It retains various properties in cosmeceutical formulation due to their multidirectional effects such as antioxidant, anti-inflammatory antiaging properties. It is reported that tea extract is used for many cosmeceutical formulations such as creams, Moisturizing lotions, tonics, and cosmetic facial masks, the study also revealed that *Camellia sinensis* is not only recommended for young and problematic skin but also for reducing excessive sebum production, irritant and for sensitive skin [63,64].

11. *Eucalyptus*: *Eucalyptus spp.* is an evergreen flowering plant having 900 species and subspecies in which *Eucalyptus globulus* and *E. citriodora* both belong to subtropical regions of India. The essential oils obtained from leaves are rich with phytochemicals such as citral, 1-8 cineol, limonene, α - β pinene, eucalyptol, eudesmol, citronellal, etc. [65]. It is reported that the methanolic extract of eucalyptus leaves contains saponins, quinone, carbohydrates, tannin, phenol, and fat. It retained various properties such as antioxidant, anti-inflammatory, and antibacterial properties. Therefore, the extract of eucalyptus leaves is used in various cosmeceutical products. The study also revealed that leaf oil of *eucalyptus spp.* is also used for wide application in creams, deodorizers, detergents, lotions, perfumes soaps [66].

- 12. *Oenothera Biennis*:** *Oenothera biennis* L., commonly known as Evening Primrose as flowers open in the evening [67]. *Oenothera biennis* is extensively utilized in various sectors, including pharmacology, nutraceuticals, cosmetics, perfumery, dyeing, and beverages industries. The bioactive ingredients of evening primrose contain ferulic acid, caffeic acid, flavonoids, rutin, coumaric acid, gallic acid, epicatechin, linoleic acid, fatty acids, phenolic acids, and rosmarinic acid [68]. Linoleic acid prevents the skin from peeling and the loss of water through the epidermis also at the same time improving skin softness and elasticity [69]. *Oenothera biennis* L. performs significant functions as antioxidant, anti-inflammatory, anti-bacterial, anticancer, antiobesity, antiproliferative, and antimicrobial activities in cosmeceutical preparation [68,69].
- 13. *Calendula Officinalis*:** *Calendula officinalis* L., commonly referred to as marigold, is a therapeutic herbaceous plant [70]. *Calendula officinalis* has medicinal capabilities stated in the Ayurvedic and Unani systems of medicine [71]. Traditionally, it has been utilized as a skin remedy to address various dermatological issues, including minor burns, ulcers, redness, inflamed skin, fungal eruptions, or acne. Additionally, it has been valued for providing soothing effects, reducing inflammation, softening the skin, wound healing, enhancing skin condition, acting as an emollient and protective agent, imparting fragrance, serving as a perfuming agent, and contributing to flavoring. It contains several bioactive compounds, including volatile oils, saponins, flavonoids, calendulin, sterols, fatty acids, calendic, oleanic acids, triterpenoids, tocopherols, carotenoids, sesquiterpenoids and polyphenols [72]. Oil extracted from its flowers serves as a vital ingredient in cosmetic products designed for sensitive skin. They are commonly utilized in soothing products, which encompass a range of items such as hair products, eye products, skincare, and bath products. *Calendula officinalis* has demonstrated a wide array of therapeutic effects, encompassing anthelmintic antiviral cytotoxic, anti-inflammatory, antioxidant, antifungal, hepatoprotective, gastroprotective, antibacterial, analgesic, cardioprotective, wound healing, and many other effects. It is potentially an important medicinal plant used in cosmeceutical preparation [73].
- 14. *Malva Sylvestris* (Mallow):** *Malva sylvestris* L. (Malvaceae) is a medicinal plant commonly known as mallow. *M. sylvestris* is used for curing various infections or disease ailments for humankind. *M. sylvestris* flowers and leaves are used as a valuable remedy for inflammatory diseases and their healing abilities from the mucilage and flavonoids found in the leaves and flowers [74]. The bioactive ingredients of *Malva sylvestris* contain mucilage, tannins, malvyn, malvidin, folic acid, flavonoids, polysaccharides, coumarins, gossypetin, hypolaetin, niacin, vitamin A, vitamin C, vitamin E, and fatty acids [75]. These phytochemicals contribute to a wide array of pharmacological activities, including antioxidant, anti-inflammatory, anti-cancer, wound healing, hepatoprotective, antinociceptive, and antimicrobial properties. Hence, *M. sylvestris* finds extensive application in cosmeceutical preparations [76].
- 15. *Achillea Millefolium* L:** Yarrow (*Achillea millefolium* L.) is one of the most widely used medicinal plants. [77]. It serves as a natural solution for the treatment of digestive problems, respiratory infections, spasmodic diseases, wounds, bleeding, headaches, inflammation pains, flatulence, dyspepsia, and skin conditions [78]. The secondary metabolites of *Achillea millefolium* L. contain salicylic acid, asparagine, sterols, flavonoids, bitters, tannins, coumarins, phenolic acids, terpenes, guaianolides, phytosterols, fatty acids, and organic acids [79]. *Achillea millefolium* L. is used as an





astringent, antimicrobial, anti-inflammatory, antioxidant, antibacterial, antifungal, hemostyptic, antiparasitic, antispasmodic, anticancer, and antiseptic in cosmeceutical preparation. *Achillea millefolium* is used as a cleansing agent in the cosmetic industry and is also used in skin and hair care preparations. It promotes healing and cleansing properties [77,78,80].






- 16. *Hylosereus Undatus* (Dragon fruit):** The dragon fruit (*Hylosereus* genus) or pitaya, a rustic fruit, holds medicinal potential in preventing diseases linked to inflammatory and oxidative processes. It is mainly cultivated in three distinct varieties, distinguished by the color of the skin and flesh: *H. polyrhizus* (displaying red skin and red flesh), *H. megalanthus* (having yellow skin and white flesh), and *Hylocereus undatus* (characterized by red skin and white flesh) [81]. It is observed that polyphenols, steroids, flavonoids, tannins, terpenoids, betalains, saponins, alkaloids, and carotenoids, can be extracted from all the parts of pitaya [82]. The study also revealed that the facial skin preparation containing the red dragon fruit including antioxidant, vitamin C, and vitamin E are proven to accelerate the healing of acne. Apart from curing acne, this can also brighten dry and dull skin [83]. Hence, it can be used for skin care preparations.
- 17. *Solanum Lycopersicum*:** Tomato (*Solanum lycopersicum*) fruit is the major source of lycopene and it is quite rich in varieties of bioactive compounds which is reported for its antioxidant activity. Thus, it is used in the cosmetic and pharmaceutical fields [84]. Many of these compounds are rich in nutrients including vitamin C, potassium, and essential amino acids, and possess various antioxidants and anti-inflammatory properties [85]. It is reported that lycopene present in tomatoes scavenges lipid radicals, reduces lipid peroxidation, and prevents erythema caused by UV radiation on the skin [86]. Thus, tomatoes can be used in various cosmeceutical formulations.
- 18. *Garcinia Mangostana* L. (Mangosteen):** Mangosteen (*Garcinia Mangostana* L.) is a tropical fruit, indicating its significance and potential usefulness in the research field [87]. It is rich in potent bioactive compounds, such as xanthenes. Apart from xanthenes, mangosteen also contained benzophenones, flavonoids, and anthocyanins [88]. It is reported that it contains bioactive compounds that function as anti-oxidants, anti-acne, anti-aging, antibacterial, and anti-inflammatory [89]. Therefore, it can be valuable for various cosmeceutical preparations.
- 19. *Avena Sativa*:** *Avena Sativa* commonly called “oats” is a popular functional cereal grain because of its therapeutic properties [90]. It is stated that oats contain numerous phytoconstituents such as carbohydrates (β -glucan), phenolic acid derivatives, tocopherol, vitamin E, amino acids, saponins, flavonoids, and lipids [91]. Research shows that it has anti-oxidants, anti-inflammatory, anti-allergenic, anti-carcinogenic, absorbent, and skin conditioning properties along with this, it is also effective for de-pigmentation which makes them a potential ingredient to be used in various therapeutic preparations [92,93].
- 20. *Prunus Dulcis*:** *Prunus Dulcis* is also known as “Almond” or “Sweet Almond” a well-known tree nut (dry, edible, one-seeded fruits enclosed in a hard outer covering) that is used in herbal medicine for its therapeutic effect [94]. Recent studies have shown that nut has many nutritious ingredients such as fatty acids, lipids, amino acids, proteins, carbohydrates, vitamins, minerals, and secondary metabolites [95]. It is reported that it has several pharmacological activities including, anti-microbial, anti-inflammatory, and






antioxidant and it also has sun protective properties which make them valuable in cosmetic preparation [96,97].






- 21. *Foeniculum Vulgare*:** *Foeniculum Vulgare* commonly known as “Fennel” is a perennial herb with therapeutic properties [98]. Phytochemical studies have shown the presence of some valuable compounds such as amino acids, alkaloids, carbohydrates, phenols, flavonoids, etc. [99]. Recent research has shown some pharmacological activities such as anti-bacterial, anti-fungal, and anti-inflammatory, along with this it acts as an excellent anti-oxidant due to the presence of high content of phenols and flavonoids which make them very useful ingredient to be used in various skin care preparation [100,101].
- 22. *Portulaca Oleracea*:** *Portulaca oleracea L.* (PO), called “purslane” is an annual herbaceous plant with succulent stems, leaves, small yellow or white flowers, and black seeds. It is used as a pot-herb (herbs grown for culinary use) in Mediterranean, European, and Asian countries and it is also recognized as one of the most beneficial medicinal plants. It also possesses monoterpene glycosides, coumarins, vitamins, phenolic compounds, flavonoids, fatty acids, alkaloids, alpha-linolenic acid (Omega-3) and minerals [102]. Recent studies have indicated that *Portulaca oleracea L* has a long history of utilization for therapeutic purposes, attributed to its anti-microbial, anti-oxidant, and anti-inflammatory properties [103,104]. It has also been stated that it is used for minimizing sunburn, and tanning, it also helps in exfoliation, in removing scars and blemishes which makes it a potential herb to be used in different skincare [105].
- 23. *Melissa Officinalis*:** *Melissa officinalis L* is commonly called “lemon balm”, “bee balm”, “honey balm” etc. is an aromatic and perineal herb [106]. It has been stated that the fresh herb contains phenolic compounds, L-ascorbic acid, carotenoids, terpenoids, and flavonoids such as luteolin, apigenin, hesperidin, naringin, catechin, epicatechin, rutin, quercetin, myricetin, quercitrin, rhamnocitrin, and iso-quercitrin [107,108]. Due to its elevated rosmarinic acid content and superior tyrosinase inhibitory activity compared to arbutin, it is a potent ingredient for skin care formulations, providing effective antioxidant, anti-inflammatory, and skin whitening benefits [109].
- 24. *Pongamia Pinnata*:** *Pongamia Pinnata (L.)* is commonly called “Maktamala” or “Gaura” in Sanskrit and “Indian Beech” in English. In Ayurveda and Siddha systems it is used for healing various skin diseases, and it’s classically categorized in Charaka Samhita as “Kandughna” which means an herb that gives relief from itching [110,111]. Studies have revealed that it contains chemical compounds belonging to different groups such as alkaloids, proteins, tannins, glycosides, steroids, saponins, and flavonoids [112]. It is stated that the plant extract of Indian beech consists of different physiological properties such as anti-inflammatory, and anti-oxidants, along with this the extract of leaves of this herb shows good absorbance through the UVA region which makes them a valuable ingredient to be used in skincare and protecting preparation [113,114].






Table 1: Botanical Name, Image, Common Name, Family, Part used, Chemical Constituents, and uses of Natural Cosmeceuticals for Skin Care Preparations

Sr. No	Botanical Name	Image	Common Name	Family	Part Used	Chemical Constituents	Uses	Ref.
1.	<i>Hemidusmus Indicus</i>	 Figure: Anantmool	Anantmool	<i>Apocynaceae</i>	Root	Hemidesmol, Resin and Glucoside, Tannins, Resin, Lupeol Acetate, B- Amyrin Acetate; Hexa-Triconate Acid, Lupeol 1-Octacosanol, Steroid, Terpenoids, Flavonoid, Saponin	Anti-Bacterial and Anti-Inflammatory Properties.	[115]
2.	<i>Arctium Lappa L</i>	 Figure: Burdock	Burdock	<i>Arctium</i>	Root	Amino Acids, Polysaccharides, Phenolic, Vitamins, Caffeoylquinic Acid, Derivatives	Anti-Oxidative, Anti-Inflammatory Anti-Microbial Activities	[116, 117]
3.	<i>Panax Ginseng C.A. Meyer</i>	 Figure: Ginseng	Ginseng	<i>Araliaceae</i>	Root	Ginsenosides, Alkaloids, Glycosides, Polysaccharide, Polypeptides	Anti-Aging, Anti-Inflammatory, Anti-Bacterial	[118, 119]
4.	<i>Rhodiola Rosea L</i>	 Figure: Rose Root	Rose Root	<i>Crassulaceae</i>	Root	Phenyl Propanoids, Phenyl Enthanolic Compound, Flavonoids, Monoterpenes, Phenolic Acid	Antioxidant, Anti-Inflammatory	[120, 121]

5.	<i>Rubia Cordifolia</i> L	 Figure: Manjistha	Manjistha	<i>Rubiaceae</i>	Root	Anthraquinones, Steroids, Glycosides, Flavonoids, Alkaloids, Phenols, Flavones, Tannins, Proteins, Saponins	Anti-Bacterial, Anti-Inflammatory Properties	[122, 123, 124]
6.	<i>Cinnamomum Zeylanicum</i> Blume	 Figure: Cinnamon	Cinnamon	<i>Lauraceae</i>	Bark	Cinnamaldehyde, Eugenol	Anti-Inflammatory, Antioxidant, Anti-Microbial	[125, 126]
7.	<i>Acacia Catechu</i> (L.f.)	 Figure: Cutch Tree / Khair	Cutch Tree / Khair	<i>Fabaceae</i>	Bark	Alkaloids, Carbohydrates, Flavonoids, Tannins, Steroids	Antioxidant, Anti-Inflammatory, Astringent, Anti-Bacterial, Anti-Fungal.	[127, 128, 129]
8.	<i>Albizia Lebeck</i> (L) Benth	 Figure: Lebeck	Lebeck Tree	<i>Fabaceae</i>	Bark	Oleic Acid, Palmitic Acid, Capric, Lauric Acid, Myristic Acid, Stearic Lineolic Acid With N-Tritri-Contane, B-Sitosterol, Phenolic Compounds, Flavonoids	Antioxidant, Anti-Microbial	[130]
9.	<i>Aloe Barbadensis</i> Miller	 Figure: Aloe vera	Aloe vera	<i>Asphodelaceae</i>	Leaf	Alkaloids, Flavonoids, Carbohydrates, Proteins, Saponins, Phenols, Terpenoids, Phytosterols, Anthraquinones	Anti-Bacterial, Antifungal	[131, 132]

10.	<i>Camelia Sinesis</i>	 Figure: Green Tea	Green Tea	<i>Theaceae</i>	Leaf	Catechin, Tannins, Theaflavin, Vitamines, Sapoin, Minerals, Carbohydrates, Lipids.	Anti-Microbial, Anti-Bacterial, Antioxidant	[133, 134]
11.	<i>Eucalyptus</i>	 Figure: Eucalyptus	Eucalyptus	<i>Myrtaceae</i>	Leaf	Saponin, Tannins, Steroids, Flavonoids	Anti-Microbial, Anti-Inflammatory, Antioxidant	[135, 136]
12.	<i>Oenothera L.</i>	 Figure: Evening Primrose	Evening Primrose	<i>Ongraceae</i>	Flower	Alkaloids, Esters, Carboxylic Acid, Alcohol	Anti-Aging, Anti-Inflammatory	[137, 138]
13.	<i>Calendula Officinalis</i>	 Figure: Pot Marigold	Pot Marigold	<i>Asteraceae</i>	Flower	Saponins, Oleanolic Acid, Stigmasterol, Carotenoids, Amino Acids	Anti-inflammatory, Anti-Microbial, Wound and Burn Healing, Prevent UV Radiation	[139]
14.	<i>Malva Sylvestris</i>	 Figure: Mallow	Mallow	<i>Malvaceae</i>	Flower	Flavonoids, Phenolic Compounds, Lipids	Anti-Microbial, Anti-Inflammatory, Antioxidant	[140]

15.	<i>Achillea Millefolium</i>	 Figure: Yarrow	Yarrow	<i>Asteraceae Dumort</i>	Flower	Alkaloids, Glycosides, Choline, Salicylic Acid, Sesquiterpenoids	Anti-Inflammatory	[141]
16.	<i>Hylocerus Undatus</i>	 Figure: Dragon Fruit	Dragon Fruit	<i>Cactaceae</i>	Fruit	Protein, Steroids, Carbohydrates, Alkaloids, Phenolic Compounds, Tannins, Flavonoids, Saponin	Antioxidant, Anti-Microbial, Wound Healing	[142, 143]
17.	<i>Solanum Lycopersicum L.</i>	 Figure: Tomato	Tomato	<i>Solanaceae</i>	Fruit	Phenolic Compounds, Carotenoids, Ascorbic Acid, Vit A, Tomatine	Antioxidant, Anti-Inflammatory	[144, 145]
18.	<i>Garcinia Mangostana L.</i>	 Figure: Mangosteen	Mangosteen	<i>Clusiaceae</i>	Fruit	Xanthones, Terpenes, Anthrocyannins, Tannions, Phenols	Anti-Fungal, Anti-Inflammatory, Anti-Bacterial, Antioxidants, Wound Healing	[146]
19.	<i>Avena Sativa</i>	 Figure: Oats	Oats	<i>Poaceae</i>	Seeds	Amino Acids, B-Carotene, Polyphenols, Flavonoids	Antioxidants, Anti-Inflammatory	[147, 148]

20.	<i>Prunus Dulcis</i> Miller D A Webb	 Figure: Almond	Almond	<i>Rosaceae</i>	Seeds	Lipids, Proteins, Vitamins, Fatty Acids, Carbohydrates, Minerals, Flavonoids, Amino Acids	Anti-Microbial, Antioxidants, Anti-Inflammatory	[149, 150]
21.	<i>Foeniculum Vulgare</i>	 Figure: Fennel	Fennel	<i>Apiaceae</i>	Seeds	Amino Acids, Alkaloids, Carbohydrates, Phenols, Flavonoids	Antioxidant, Anti-Bacterial, Anti-Fungal, Anti-Inflammatory	[151]
22.	<i>Portulaca Oleracea</i>	 Figure: Purslane/ Mhotighol	Purslane/ Mhotighol	<i>Portulacaceae</i>	Herb	A-tocopherols, Apigenin, Kaempferol, Gallo Tannins, Ascorbic Acid, Quercetin, Omega-3 Fatty Acids	Antioxidant, Anti-microbial, Anti-Inflammatory.	[152, 153]
23.	<i>Melissa Officinalis</i> L	 Figure: Lemon Balm	Lemon Balm	<i>Lamiaceae</i>	Herb	Phenolic Compounds Such as Thymol, Carvacro.	Antioxidant, Antimicrobial, Anti-Inflammatory,	[154]
24.	<i>Pongamia Pinnata</i> (L.)	 Figure: Indian Beech	Indian Beech	<i>Fabaceae</i>	Herb	Alkaloids, Tannins, Steroids, Glycosides, Flavonoids	Anti-Inflammatory, Antioxidant, Anti-Fungal	[155]

IV. CONCLUSION

Cosmeceuticals are the fastest-growing segment that has evolved over recent years. Constant product formulation and development are required to compete and meet consumer preferences. Cosmetics and skin care products are consumed all over the world, and the side effects derived from the use of cosmetics pose health risks mainly due to exposure to numerous chemical substances. The demand is increasing for natural cosmetics over synthetic cosmetics. The following plant parts are root, bark, leaf, flower, fruit, seed, and whole herbs used in cosmetics not merely to enhance beauty but also to have medicinal properties. Cosmeceuticals are cosmetic-pharmaceutical products intended to improve the health and beauty of the skin and body by providing a specific ranging from antioxidant, anti-inflammatory, antimicrobial, antibacterial, antifungal, wound healing, antiperspirant, skin whitening, anti-aging, anti-photo aging, and antiseptic properties. The above-discussed medicinal plants in this chapter contain chemical constituents such as steroids, saponins, flavonoids, terpenoids, coumarin, tannins, vitamins, volatile oils, tocopherols, fatty acids, and polyphenols which are responsible for medicinal effects in cosmeceutical preparation and which may play a potential role in cosmeceutical products in future.

V. FUTURE SCOPE

The knowledge of medicinal plants used by the people has been well-known in its culture and tradition in medicine and cosmetics for centuries. The secondary metabolites are continually gaining popularity, and the use of plant extracts in cosmetic formulation is on the rise. In the present scenario, the use of cosmetics has become such a necessity that one can hardly avoid their use. Cosmetic products are the best option for reducing skin problems like hyperpigmentation, skin wrinkling, skin aging, eczema, psoriasis, acne, moles, fungal infections, rosacea, vitiligo, seborrheic dermatitis, rough skin texture, and skin cancer, etc. The bioactive ingredients of medicinal plants, discussed in this particular chapter, offer promising prospects for enhancing skin appearance and augmenting the efficacy of traditional ingredients in treating a variety of dermatological disorders. It underscores the substantial potential for utilization in cosmeceutical formulations.

REFERENCES

- [1] Hussain Farman., et al., (2022); Herbs as cosmetics for natural care; A review; *GSC Biological and Pharmaceutical Science*;19 (02); 316 <https://doi.org/10.30574/gscbps.2022.19.2.0202>
- [2] Dangare P., et al., (2021); An overview on Herbal Cosmetics and Cosmeceuticals; *International Journal of Pharmaceutical Sciences Review and Research*;68 (1); 78
- [3] Raghav A., et al., (2022); A REVIEW ON HERBAL COSMETICS USED IN SKIN CARE; *International Journal of Creative Research Thoughts*;10 (6);161
- [4] Bradley K; (2023); The use of natural products in skin care; *Journal of pharmacognosy and phytochemistry*;11(1); 26-27
- [5] Lall N. et.al., (2020), Editorial, Cosmeceutical from Medicinal Plants, *Frontiers in Pharmacology*, 11 <https://doi.org/10.3389/fphar.2020.01149>
- [6] Hoang Hien Thi., et al., (2021); Natural Antioxidant from plant extract in skin care cosmetics; Recent Applications, Challenges and Perspectives; *Cosmetics*; 8(4); 2-3 <https://doi.org/10.3390/cosmetics8040106>
- [7] Rakha Bisht; (2018); Antioxidants: a brief review; *Journal of drug delivery and Therapeutics*; 8(6-s); 373 <https://doi.org/10.22270/jddt.v8i6-s.21116>
- [8] Cuma Zehiroglu; Sevim Beyza ozturk sarikaya, (2019); The importance of antioxidants and place in today's scientific and technical studies; *Journal of food science and Technology*;56(11); 4757-4774 <https://doi.org/10.1007%2Fs13197-019-03952-x>

- [9] Rashid Haroon., et al., (2021); Research developments in the synthesis, anti-inflammatory activities and structure-activity relationship of pyrimidines; *RSC Advances*; *11*;6060 <https://doi.org/10.1039/D0RA10657G>
- [10] Nunes Clara dos Reis; et al., (2020); Plants as a source of Anti-inflammatory agents; *Molecules*; *25* (16); 2-6 <https://doi.org/10.3390/molecules25163726>.
- [11] Tkaczyk Kamila Rybczynska., et al., (2023); Natural compounds with antimicrobial properties in cosmetics; *Pathogens*; *12*; 2-3; <https://doi.org/10.3390/pathogens12020320>
- [12] Vaou Natalia., et al., (2021); Towards Advances in Medicinal plant Antimicrobial Activity; A Review study on Challenges and future perspectives; *Microorganisms*; *9*; 3 <https://doi.org/10.3390/microorganisms9102041>
- [13] Khan M.; et al.;(2018); Sun protection factor determination studies of some sunscreen formulations used in cosmetics for their selection; *Journal of Drug Delivery and Therapeutics*; *8*(5-s);149; <http://dx.doi.org/10.22270/jddt.v8i5-s.1924>
- [14] Sharma M.; Sharma A; et al.; (2023); A review on natural based sunscreen agents; *Earth and environmental science*; *1110*;11755-1315/1110/1/012047.
- [15] Helium He; et.al. ;(2021); Natural component in sunscreens; Topical formulations with sun protection factor SPF); *Biomedicine and Pharmacotherapy* ;*134*;3-9; <https://doi.org/10.1016/j.biopha.2020.1116>
- [16] QIAN W; et al.;(2020); Natural skin-whitening compounds for the treatment of melanogenesis (Review); *Experimental and Therapeutical Medicine*; *20*(1); 173-175;<https://doi.org/10.3892%2Fetm.2020.8687>
- [17] Hanif N.; et al.;(2020); Plant based skin lightening agents; Review; *The Journal of phytopharmacology*; *9*(1);54-57; <https://www.phytopharmajournal.com>.
- [18] Kanlyavattanakun M; Lourith N.;(2018); Plants and Natural Products for the Treatment of skin Hyperpigmentation-A Review; *planta med*; *84* ;989; <https://doi.org/10.1055/a-0583-0410>
- [19] Dwivedi A. K, Jhade D., (2021); Cosmetic potential of selected medicinal plants: A review; *Journal of pharmacognosy and phytochemistry*; *10* (4);383 <https://www.researchgate.net>
- [20] Dandekar S, Bajpai N, Sakharwade., (2018), A Multifunctional Hemidesmus Indicus as Cosmetic Agent: A review article, *International Journal of Scientific Development and Research*, *3* (10), 65
- [21] Som S, Antony J, Dhanabal SP, Ponnusankar S., (2021), Phytochemical Profiling of Hemidesmus Indicus (L.) R. Br. Ex Schult and its Antioxidant, Anti-inflammatory and Neuroprotection linked Enzyme Inhibitory Properties. *Pharmacognosy Journal*, *13*(1), 196-205
- [22] Meena Vandana, Shakti Bhushan, Anand K. Chaudhary., (2017), SARIVA (HEMIDESMUS INDICUS): AN ANCIENT MIRACULOUS BREAKTHROUGH TO CURE ACNE VULGARIS, *World Journal of Pharmaceutical Research*, *6* (16), 182-188
- [23] B. Kutumbarao, Veeravilli Suryanarayana., (2018), PHYTOCHEMICAL SCREENING, ANTI-OXIDANT AND ANTIMICROBIAL ACTIVITY OF HEMIDESMUS INDICUS (INDIAN SARSAPARILLA), *World Journal of Pharmaceutical Research*, *7* (3), 1020-1035
- [24] Kwenando L., (2021): Artium lapp Chemical Composition, antioxidants, phytochemical compounds and use for healing activity; *South Florida Journal of Development*; *2*;2063 <https://southfloridapublishing.com/ojs/index.php/jdev/article/download/318/304>
- [25] Petkova N., et al., (2022); Phytochemical composition and antimicrobial properties of Burdock (Arctium lapp L.) Roots extracts; *platinum access journal*:2827 <https://biointerfaceresearch.com/>
- [26] Yosri N., et al., (2023); Arctium lappa (Burdock); Insights from ethnopharmacology potential, chemical constituents, clinical studies, pharmacological utility, and nanomedicine; *Biomedicine and pharmacotherapy*; *158*;3 <https://www.sciencedirect.com/science/article/pii/S0753332222014937>
- [27] Zhang X.; et al., (2021); Comparison of nutritional and Nutraceutical properties of Burdock roots cultivated in Fengxian and peixian of China; *food*; *10*(9);2 <https://doi.org/10.3390/foods10092095>
- [28] Petkova N.; et al., (2022); Phytochemical composition and antimicrobial properties of Burdock (Arctium lapp L.) Roots extracts; *platinum access journal*:2826 <https://biointerfaceresearch.com/>
- [29] Cho H.K., Park S.K., Lee J., (2019), Panax ginseng: a candidate herbal medicine for autoimmune disease, *Journal of Ginseng Research*, *43*, 342-348 <https://doi.org/10.1016/j.jgr.2018.10.002>
- [30] Yang F., Li J., Lan Y., et al., (2023), Potential application of ginseng in sepsis: Applications of ginseng in sepsis, *Journal of Ginseng Research*, *47*, 353-358 <https://doi.org/10.1016/j.jgr.2022.05.003>
- [31] Meng H, Liu XK, Li JR, Bao TY, Yi F., (2022), Bibliometric analysis of the effects of ginseng on skin. *J Cosmet Dermatol*. *21*(1):99-107 doi: 10.1111/jocd.14450.
- [32] Ratan A.Z., Haidere F.M., Hong H.Y., et al., (2021), Pharmacological potential of ginseng and its major component ginsenosides, *Journal of Ginseng Research*, *45*, 199-210 <https://doi.org/10.1016/j.jgr.2020.02.004>

- [33] Quintela J. C. Stojcheva E.I., (2022), The Effectiveness of *Rhodiola rosea* L. Preparations in Alleviating Various Aspects of Life-Stress Symptoms and Stress-Induced Conditions—Encouraging Clinical Evidence, *Molecules* 27, 3902, 1-17 <https://doi.org/10.3900/molecules.271239022>
- [34] Fu H., Zhang Y., et al., (2022), Anti-Photoaging Effect of *Rhodiola rosea* Fermented by *Lactobacillus plantarum* on UVA-Damaged Fibroblasts, *Nutrients* 14, (2324), 1-13 <https://doi.org/10.3390/nu14112324>,
- [35] Stepanova E.F., Barakat S., Evseeva S.B., (2016), RHODIOLA ROSEA: STATUS OF RESEARCH AND POSSIBILITIES FOR COSMECEUTICALS AND DERMATOLOGICAL DRUGS PRODUCTION, *Pharmacy & Pharmacology* 4,5, 36-62 doi:10.19163/2307-9266-2016
- [36] Chiang H., Chen H., et al., (2015), *Rhodiola* Plants: Chemistry and biological activity, *Elsevier Taiwan* 23, 359-369, <http://dx.doi.org/10.1016/j.jfda.2015.04.007>
- [37] Meena Vandana; Chaudhari Anand; Manjishtha (*Rubia Cordifolia*); A HELPING HERB IN CURE OF ACNE, *Jour.of Ayurveda and Holistic Medicine*;3(2) <https://www.researchgate.net/publication/302902410>
- [38] Sigh B.; et al;(2017); A Review study of medicinal uses of manjishtha (*Rubia Ordifolia*); *International Journal of Advanced Research (IJAR)*;5(8); <http://dx.doi.org/10.21474/IJAR01/5196>
- [39] Kumari I; et al.:(2021); *Rubia Cordifolia* (Manjishtha); A review based upon its Ayurvedic and Medicinal uses; *Himalayan Journal of Health Science*;6(2) <https://doi.org/10.22270/hjhs.v6i2.96>
- [40] Vandana M.; Chaudhari A.; Manjishtha (*Rubia Cordifolia*) ;(2015);A HELPING HERB IN CURE OF ACNE; *Jour.of Ayurveda and Holistic Medicine*;3(2) <https://www.researchgate.net/publication/302902410>
- [41] Sadabal Bharti; et. al;(2020); A Comprehensive Review on Manjishtha (*Rubia Cordifolia* L.) With Special Reference to Ayurvedic and Modern Aspect; *International Journal of Recent Scientific Research*;11(04); 37962 <http://dx.doi.org/10.24327/ijrsr.2020.1104.5214>
- [42] Chodhari N. ;et al.:(2023);Formulation and evaluation of anti-acne face cream; *World Journal of Advanced Research and Reviews*;19(01); 1181-1186; <https://doi.org/10.30574/wjarr.2023.19.1.1419>
- [43] Stefania Pagliari et al., (2023), Antioxidant and Anti-Inflammatory Effect of Cinnamon (*Cinnamomum verum* J. Presl) Bark Extract after in Vitro Digestion Simulation, *Foods*, 12, 452. 2-18 <https://doi.org/10.3390/foods12030452>
- [44] Xuesheng Han and Tory L. Parker, (2017), Anti-inflammatory Activity of Cinnamon (*Cinnamomum zeylanicum*) Bark Essential Oil in a Human Skin Disease Model, *Phytotherapy Research*, 31: 1034–1038 DOI: 10.1002/ptr.5822
- [45] Raffie Hamidpour et al., (2015), Cinnamon from the selection of traditional applications to its novel effects on the inhibition of angiogenesis in cancer cells and prevention of Alzheimer's disease, and a series of functions such as antioxidant, anticholesterol, antidiabetes, antibacterial, antifungal, nematicidal, acaricidal, and repellent activities, *Journal of Traditional and Complementary medicine*, 5, 66-70 <http://dx.doi.org/10.1016/j.jtcme.2014.11.008>
- [46] Sharma, P., & Lingha, R. (2021). A Recent Update on the Pharmacognostical as well as pharmacological Profiles of the Acacia Catechu Heartwood: A Mini Review. *Journal of Ayurvedic and Herbal Medicine*, 7 (3), 188-192 <https://doi.org/10.31254/jahm.2021.7304>
- [47] Adhikari B., Aryal B., and Bhattarai B. R., (2021), A Comprehensive Review on the Chemical Composition and Pharmacological Activities of Acacia Catechu (L.f.) Willd. *Hindawi Journal of Chemistry*, 2. <https://doi.org/10.1155/2021/2575598>
- [48] A, T., Thangvellu, L., (2018). Physicochemical profile of Acacia catechu bark extract-An In vitro study. *International Journal of Pharmaceutical and Phytopharmacological Research*, 8 (5), 84-87. www.irjmrs.com
- [49] Pukazhendhy, K., Sasikala, P., and Jagadeesan, G. (2020). Secondary Metabolisms of Bioactive Compounds from Acacia Catechu Stem Bark Methanolic Extract. *International Journal of Pharmaceutical Sciences and Research*, 11(7), 3457–3462. [https://doi.org/10.13040/IJPSR.0975-8232.11\(7\)](https://doi.org/10.13040/IJPSR.0975-8232.11(7))
- [50] Kumari, M. et al., (2022), Acacia Catechu (L.f.) Willd.: A Review on Bioactive Compounds and Their Health Promoting Functionalities. *Plants MDPI*, 11, 3091. <https://doi.org/10.3390/plants11223091>
- [51] Stohs, S. J., & Bagchi, D. (2015). Antioxidant, Anti-inflammatory, and Chemoprotective Properties of Acacia catechu Heartwood Extracts. *Phytotherapy Research*, 29 (6), 818-824. <https://doi.org/10.1002/PTR.5335>
- [52] Tiwari A., Tiwari A., (2021). Amazing Antimicrobial and wound healing potential of Acacia Catechu Bark extracts-A review. *Asian Journal of Pharmaceutical and Clinical Research*, 14(10),1-7

- [53] Balkrishna A., et al., (2022). A Comprehensive Insight into the Phytochemical, Pharmacological Potential, and Traditional Medicinal Uses of *Albizia lebbeck* (L.) Benth. *Evidence-Based Complementary and Alternative Medicine*, 3. <https://doi.org/10.1155/2022/5359669>
- [54] Ibrahim, O.H.M.; Abdul-Hafeez, E.Y. (2023). The Acetone Extract of *Albizia lebbeck* Stem Bark and Its In Vitro Cytotoxic and Antimicrobial Activities. *Horticulturae*, 9, 385, 2-14. <https://doi.org/10.3390/horticulturae9030385>
- [55] Balkrishna A., et al., (2022). A Comprehensive Insight into the Phytochemical, Pharmacological Potential, and Traditional Medicinal Uses of *Albizia lebbeck* (L.) Benth. *Evidence-Based Complementary and Alternative Medicine*, 2-3. <https://doi.org/10.1155/2022/5359669>
- [56] Mohammed Ali., et al., (2017). Lupene Triterpenoids from the Stem Bark of *Albizia lebbeck*, Leaves of *Leptospermum scoparium* and Roots of *Nardostachys jatamansi*. *Acta Scientifical Pharmaceutical Sciences*, 1(3), 06-16.
- [57] Abriham, H., & Paulos, B. (2016). In vitro Antioxidant and Antibacterial Activity of *Albizia lebbeck* (L) Benth Stem Bark. *Science, Technology and Arts Research Journal*, 4(2), 204-206. <https://doi.org/10.4314/star.v4i2.25>
- [58] Tasneem, R., Khan, H. M. S., Zaka, H. S., Khan, P. (2021). Development and Cosmeceutical Evaluation of Topical Emulgel Containing *Albizia lebbeck* Bark Extract. *Journal of Cosmetic Dermatology*, 4(21), 1588-1595. <https://doi.org/10.1111/jocd.14244>
- [59] Dwived Abhinay Kumar; Jhade Denanath., (2021); Cosmetic Potential of Selected Medicinal Plants; A review; *Journal of Pharmacognosy and Phytochemistry*;10 (4); 382
- [60] Cheu Mariana; et al., (2023); Aleovera –Based Hydrogels for wound Healing; properties and Therapeutic Effects; *gels*;9; <https://doi.org/10.3390/gels9070539>
- [61] Bista Rojina; et al., (2020); Phytochemicals and antioxidant Activities of Aleovera (*Aleo Barbadensis*); *Journal of Nutritional science and healthy diet*;1(1); 26
- [62] Mani Lyer Prashanth; et al.:(2019); A review of the role of green tea (*camellia sinensis*) in Anti photo-aging, Stress resistance, Neuroprotection, and autophagy; *Nutrients*;11(2); <https://doi.org/10.3390/nu11020474>
- [63] Claudia Musial; et.al;(2020); Beneficial Properties of Green Tea Catechins; *International Journal of molecular science*;21(5); 2-8; <https://doi.org/10.3390/ijms21051744>
- [64] Wojciech Koch; et.al;(2019); Applications of Tea (*Camellia sinensis*) and Its Active Constituents in Cosmetics; *Molecules*;24(23); 1-19; <https://doi.org/10.3390/molecules24234277>
- [65] 65. Kumar Ashwani; et al., (2021); Eucalyptus; phytochemical composition, extraction methods and food and medicinal applications; *Advance in traditional medicine*; 1 <https://doi.org/10.1007/s13596-021-00582-7>
- [66] Kaur Shubhreet; et al., (2019); Phytochemical analysis of Eucalyptus leaves extract; *Journal of Pharmacognosy and phytochemistry*;8 (1); 2442-2444
- [67] Thakur U., Dutt B., (2019), Evening Primrose (*Oenothera biennis* L.): Morphology and Reproductive Biology, *International Journal of Current Microbiology and Applied Sciences*,8 (10), 1400-1409 <https://doi.org/10.20546/ijcmas.2019.810.164>
- [68] Kim T.H., Kim W.J., et al., (2021), In Vitro Wrinkle and Skin-Moisturizing Effects of Evening Primrose (*Oenothera biennis*) Sprout and Identification of Its Active Components, *processes*, 9 (145), 2-13 <https://doi.org/10.3390/pro010145>
- [69] Timoszuk M., Bieawska K., et al., (2018), Evening Primrose (*Oenothera biennis*) Biological Activity Dependent on Chemical Composition, *Antioxidants*, 7, (108) www.mdpi.com/journal/antioxidants
- [70] Mur, R.; Langa, E.; et al., (2022)., Concentration of Antioxidant Compounds from *Calendula officinalis* through Sustainable Supercritical Technologies, and Computational Study of Their Permeability in Skin for Cosmetic Use. *Antioxidants*, 11(96), 1-19 <https://doi.org/10.3390/antiox11010096>
- [71] Patil K., Sanjay C.J., et al., (2022), A Review of *Calendula officinalis*-Magic in Science, *journal of clinical and diagnostic research* 16 (2), 23-27 www.jcdr.net
- [72] Sliva D., Ferreira S.M., et al., (2021), Anti-Inflammatory Activity of *Calendula officinalis* L. Flower Extract, *cosmetics* 8 (31), 1-7 <https://doi.org/10.3310>
- [73] Darekar D. P., Hule M. S., et al., (2021), Phytochemical Screening of *Calendula Officinalis* (Linn.) Using Gas-Chromatography- Mass Spectroscopy with Potential Antibacterial Activity, *Journal of Scientific Research*, 65, 2, 6-12
- [74] Paul D., (2016), A REVIEW ON BIOLOGICAL ACTIVITIES OF COMMON MALLOW (*MALVA SYLVESTRIS* L), *Innovare Journal of Life Sciences*, 4, (5) 1-5
- [75] 75. Batitha G., Tene S.T., et al., (2023), The phytochemical profiling, pharmacological activities, and safety of *Malva sylvestris*: a review, *springer*, 396 421-440 <https://doi.org/10.1007/s00210-022-02329-w>

- [76] Irfan A., Imran M., et al., (2021), Phenolic and flavonoid contents in *Malva sylvestris* and exploration of active drugs as antioxidant and anti-COVID19 by quantum chemical and molecular docking studies, *Journal of Saudi Chemical Society Elsevier BV*, 25, 2-12, <https://doi.org/10.1016/j.jscs>.
- [77] Hadijafari M., Khani S., (2021), Yarrow (*Achillea millefolium L.*) Extract Produces Beneficial Effects on Reproductive Parameters in Estradiol Valerate-Induced Polycystic Ovarian Syndrome in Rats, *Advanced Herbal medicine, winter and spring*, 6 (1), 1-13
- [78] Gomolka M.S., Beben K.G., (2021), *Achillea* Species as Sources of Active Phytochemicals for Dermatological and Cosmetic Applications, *hindawi oxidative medicine and cellular longevity*, 1-14, <https://doi.org/10.1155/2021/6643827>
- [79] Vladoj J., Jakovljevic M., (2020), Valorization of Yarrow (*Achillea millefolium L.*) By-Product through Application of Subcritical Water Extraction, *Molecules* 25, (1878) 1-15 www.mdpi.com/journal/molecules
- [80] Akram M., Shah S., et al., (2018), Yarrow (*Sultaani Buti/ Barinjasif*): Famous Aromatic and Medicinal Herb of Pakistan, *International Journal of Pharmaceuticals and Nutritional Sciences*, 2, 1-10
- [81] Daniela Franceschi Nishikito et al., (2023), Anti-Inflammatory, Antioxidant, and Other Health Effects of Dragon Fruit and Potential Delivery Systems for Its Bioactive Compounds, *Pharmaceutics*, 15, 159. <https://doi.org/10.3390/pharmaceutics15010159>
- [82] Truc-linch le et al., (2021), Dragon fruit: A review of health benefits and nutrients and its sustainable development under climate changes in Vietnam, *Czech Journal of Food Sciences*, 39, (2): 75 <https://doi.org/10.17221/139/2020-CJFS>
- [83] Lingaya Taliyana, (2020), Facial Skin Health: Antioxidant Facial Scrub from Red Dragon Fruit Extract, *Journal of Asian Multicultural Research for Medical and Health Science Study*, 1(2), 1 <https://doi.org/10.47616/jamrmhss.v1i2.28>
- [84] Laranjeira, T.; Costa, A.; Faria-Silva, C.; Ribeiro, D.; de Oliveira, J.M.P.F.; Simões, S.; Ascenso, (2022), A Sustainable Valorization of Tomato By-Products to Obtain Bioactive Compounds: Their Potential in Inflammation and Cancer Management. *Molecules*, 27, 1701. <https://doi.org/10.3390/molecules27051701>
- [85] Elizabeth Tarshish et al., (2021). Effects of golden tomato extract on skin appearance—outlook into gene expression in cultured dermal fibroblasts and on trans-epidermal water loss and skin barrier in human subjects, *Journal of Cosmetic Dermatology*, 3022-3030
- [86] Fianny Rezka Sjahjadi, Febriyenti, Henny Lucida, (2021), Formula Optimization of a Sunscreen Cream of Tomato 's Purified Extract, *Advances in Health Sciences Research*, 40, 42-48
- [87] Marisca Evalina Gondokesumo et al., (2019), Xanthones analysis and antioxidant activity analysis (applying ESR) of six different maturity levels of mangosteen rind extract (*Garcinia Mangostana Linn.*), *Pharmacognosy Journal*, 11(1), 369
- [88] Defri Rizaldy et al., (2020), Chemical Compounds and Pharmacological Activities of Mangosteen (*Garcinia Mangostana L.*)-Updated Review, *Biointerface Research in Applied Chemistry*, 12(2), 2503 <https://doi.org/10.33263/BRIACI22.25032516>
- [89] Wahyu Widowati et al., (2020), Anti-aging Effects of Mangosteen peel extract and its phytochemical compounds: Antioxidant activity, enzyme inhibition and molecular docking simulation, *Tropical Life Sciences Research*, 31 (3), 127-144 <https://doi.org/10.21315/tlsr2020.31.3.9>
- [90] Getaneh Firew Alemayehu, Sirawdink Fikreyesus Forsido, Yetenayet B. Tola, Endale Amare, (2023), Nutritional and Phytochemical Composition and Associated Health Benefits of Oat (*Avena sativa*) Grains and Oat-Based Fermented Food Products, *The Scientific World Journal*, 1-16 <https://doi.org/10.1155/2023/2730175>
- [91] Kinthali Usha Rani, Shaheen Begum, (2021), A Complete Review on *Avena sativa*, *Research & Reviews: Journal of Pharmacognosy and Photochemistry*, 9(3) 28-30
- [92] Lillian C. Becker, et al., (2019) Safety Assessment of *Avena sativa* (Oat)-Derived Ingredients as Used in Cosmetics, *International Journal of Toxicology*, 38(3), 24-26 <https://doi.org/10.1177/1091581819889904>
- [93] Giulia Lentini, et al., (2022), Functional Properties of an Oat-Based Postbiotic Aimed at a Potential Cosmetic Formulation, *Fermentation* 8(11), 632 <https://doi.org/10.3390/fermentation8110632>
- [94] Zahra Karimi, et al., (2020) Almond as a Nutraceutical and Therapeutic agent in Persian Medicine and Modern Phytotherapy: A narrative review, *Phytotherapy Research*, 35(6) 4 DOI: <https://doi.org/10.1002/ptr.7006>
- [95] Davide Barreca, et al., (2020), Almonds (*Prunus Dulcis Mill. D. A. Webb*): A Source of Nutrients and Health-Promoting Compounds, *Nutrients*, 12(672), 8 <https://doi.org/10.3390/nu12030672>
- [96] Zahra Karimi, et al., (2020) Almond as a Nutraceutical and Therapeutic agent in Persian Medicine and Modern Phytotherapy: A narrative review, *Phytotherapy Research*, 35(6) 9-13 DOI: <https://doi.org/10.1002/ptr.7006>

- [97] Jason N. Li BS, et al., (2021) Almond consumption increased UVB resistance in healthy Asian women, *Journal of Cosmetic Dermatology*, 2976 DOI: 10.1111/jocd.13946
- [98] Riska Sri Rahayu Ningsih, Ridho Asra, Harrizul Rivai, (2021), OVERVIEW OF TRADITIONAL USE, PHYTOCHEMICAL AND PHARMACOLOGICAL ACTIVITIES OF FENNEL (*FOENICULUM VULGARE*), *International Journal of Modern Pharmaceutical Research*, 5(1), 1
- [99] Yadav Navneet, et al., (2021), FENNEL: (FOENICULUM VULGARE MILL.), *INTERNATIONAL JOURNAL OF CREATIVE RESEARCH THOUGHTS (IJCRT)*,9(1), 2006
- [100] Singh Shubham Pratap, (2019), A Comprehensive Review on Pharmacological Activity of Foeniculum Vulgare, *Global Journal of Pharmacy & Pharmaceutical Science*, 7(1), 2-4
- [101] Deshmukh A.V, et al., (2023), Formulation and Evaluation of Herbal Face wash by using Fennel, *INTERNATIONAL JOURNAL OF INNOVATIVE RESEARCH IN TECHNOLOGY*, 9(12), 1417-1428
- [102] Rahimi V. B. et.al., (2019), A Pharmacological Review on Portulaca Oleracea L. Focusing on Anti-inflammatory, anti-oxidant, Immuno-Modulatory and Antitumor Activities, *Journal of Pharmacopuncture*, 22(1), 7 DOI: 10.3831/KPI.2019.22.001
- [103] Monica Gallo, Esterina Conte, Daniele Naviglio, (2017), Analysis and Comparison of the Antioxidant Component of Portulaca Oleracea Leaves Obtained by Different Solid-Liquid Extraction Techniques, 6 (64), 1 DOI: 10.3390/antiox6030064
- [104] Vafa Baradaran Rahimi et.al., (2019), A Pharmacological Review on Portulaca Oleracea L. Focusing on Anti-inflammatory, anti-oxidant, Immuno-Modulatory and Antitumor Activities, *Journal of Pharmacopuncture*, 22(1), 8 DOI: 10.3831/KPI.2019.22.001
- [105] Jaiswal Garima, (2018), Purslane in Cosmetics: A review, *International Journal of Science and Research (IJSR)*, 7(11), 1342 DOI: 10.21275/ART20193014
- [106] Simona Sipos, et al., (2021), Melissa officinalis L. Aqueous Extract Exerts Antioxidant and Antiangiogenic Effects and Improves Physiological Skin Parameters, *Molecules*, 8(25), 17-18 DOI: 10.3390/molecules26082369
- [107] Katarzyna Świąder, Katarzyna Startek, Christofora Hanny Wijaya, (2019) The Therapeutic properties of Lemon balm (*Melissa officinalis* L.): Reviewing novel findings and medical indications, *Journal of Applied Botany and Food Quality*, 9, 327 DOI:10.5073/JABFQ.2019.092.044
- [108] Nevena Draginic, et.al., (2022) Anti-inflammatory and Antioxidant Effects of *Melissa officinalis* Extracts: A Comparative Study, *Iran Journal of Pharmaceutical Research*, 21(1), 1-2 DOI: 10.5812/ijpr-126561
- [109] Katarzyna Adamiak, Marzanna Kurzawa, Alina Sionkowska (2021), Physicochemical Performance of Collagen Modified by *Melissa officinalis* Extract, *Cosmetics*, 8(95),2 <https://doi.org/10.3390/cosmetics8040095>
- [110] Preethima G, et.al., (2019), The Review: Phytochemical and Bioactive Screening of “Karanja” belonging to family Leguminosae, *International Journal of Pharmaceutical Sciences Review and Research*, 59(1), 22
- [111] Thakur Shifali, Kaurav Hemlata, Gitika Chaudhary, (2021), KARANJ (*PONGAMIA PINNATA*) – AN AYURVEDIC AND MODERN OVERVIEW, *Asian Journal of Pharmaceutical and Clinical Research*, 14(6), 17 DOI:<http://dx.doi.org/10.22159/ajpcr.2021v14i6.41367>
- [112] Bholane Avinash, Hiremath Vidyavati, (2020), A critical review on Karanja (*Pongamia pinnata*) & its medicinal properties, *Journal of Ayurveda and Integrated Medical Sciences*,5(2), 196 DOI: <https://doi.org/10.21760/jaaims.v5i02.885>
- [113] Fugare G. Akshay, et.al., (2021) A Review on *Pongamia pinnata* (L.): Traditional Uses, Photochemistry and Pharmacological Properties, *Journal of Drug Delivery and Therapeutics*, 11(1-s), 207 DOI: <http://dx.doi.org/10.22270/jddt.v11i1-s.4522>
- [114] Goswami Priyanka, Samant Mayuri, Srivastava Rashmi, (2013), Natural Sunscreen Agents: A Review, *Scholars Academic Journal of Pharmacy*, 2(6), 460
- [115] Thakur Shifali, (2021), *HEMIDESMUS INDICUS* (ANANTMOOL): A POTENTIAL TRADITIONAL PLANT WITH ANTIVENOM ACTIVITY, *International Journal of Research in Ayurveda and Pharmacy*, 12 (3), 106-112 <https://doi.org/10.7897/2277-4343.120384>
- [116] Xiaoxiao Zhang, et.al., (2021), Comparison of Nutritional and Nutraceutical Properties of Burdock Roots Cultivated in Fengxian and Peixian of China, *Foods*, 10(2095), 1-16 <https://doi.org/10.3390/foods10092095>
- [117] King-Chuen Wu, et.al., (2020), Aqueous extract of *Arctium lappa* L. root (burdock) enhances chondrogenesis in human bone marrow-derived mesenchymal stem cells, *BMC Complementary Medicine and Therapies*, 20(364), 114 <https://doi.org/10.1186/s12906-020-03158-1>

- [118] Jonghwan Jegal, Eun Ju Jeong, Min Hye Yang, (2019), A Review of the Different Method Applied in Ginsenoside Extraction from *Panax ginseng* and *Panax quinquefolius* Root, *SAGE Journals*, 14(9) <https://doi.org/10.1177/1934578X19868393>
- [119] Yang F., Li J., Lan Y., et al., (2023), Potential application of ginseng in sepsis: Applications of ginseng in sepsis, *Journal of Ginseng Research*, 47, 353-358 <https://doi.org/10.1016/j.jgr.2022.05.003>
- [120] Ivanova Stojcheva E, Quintela JC. The Effectiveness of *Rhodiola rosea* L. Preparations in Alleviating Various Aspects of Life-Stress Symptoms and Stress-Induced Conditions-Encouraging Clinical Evidence. *Molecules*. 2022 Jun 17;27(12):3902. <https://doi.org/10.3390%2Fmolecules27123902>
- [121] Yonghong Li, et.al., (2018), *Rhodiola rosea* L.: an herb with anti-stress, anti-aging, and immunostimulating properties for cancer chemoprevention, *Curr Pharmacol Rep.*, 3(6), 384-395 <https://doi.org/10.1007/s40495-017-0106-1>
- [122] Chandrasekhar B. S. et.al., (2018), Characterization of *Rubia cordifolia* L. root extract and its evaluation of cardioprotective effect in Wistar rat model, *Indian Journal of Pharmacology*, 50(1), 12-21 https://doi.org/10.4103/ijp.IJP_418_17
- [123] Mohammad Abu Bin Nyeem, Mannan. Abdul Md., (2018), *Rubia cordifolia*-phytochemical and Pharmacological evaluation of indigenous medicinal plant: A review, *International Journal of Physiology, Nutrition and Physical Education*, 3(1), 766-771
- [124] Sadabal Bharti, Pansare T.A., and Tike Sachin G, (2020), A COMPREHENSIVE REVIEW ON MANJISHTHA (*RUBIA CORDIFOLIA* L.) WITH SPECIAL REFERENCE TO AYURVEDIC AND MODERN ASPECT, *International Journal of Recent Scientific Research*, 11(4), 37958-37968 <https://doi.org/10.24327/IJRSR>
- [125] Yadav Ashwini, et. al., (2021), A Review on Cinnamon species, *International Journal of Creative Research Thoughts*, 9(1), 2226-2231
- [126] Vangalapati Meena, et.al., (2012), A Review on Pharmacological Activities and Clinical effects of Cinnamon Species, *Research Journal of Pharmaceutical, Biological and Chemical Sciences*, 3(1), 653-663.
- [127] Trishala A, Thangavelu Lakshmi, (2018), Physiochemical Profile of *Acacia Catechu* Bark Extract- An in Vitro Study, *International Journal of Pharmaceutical and Phytopharmacological Research*, 8(5), 84-87
- [128] Bikash Adhikari, Babita Aryal, Bibek Raj Bhattacharai, (2021), "A Comprehensive Review on the Chemical Composition and Pharmacological Activities of *Acacia catechu* (L.f.) Willd.", *Journal of Chemistry*, <https://doi.org/10.1155/2021/2575598>
- [129] Pandey Rachna, (2020), EVALUATION OF CATECHU EXTRACTS FROM *ACACIA CATECHU* COLLECTED FROM CENTRAL INDIA FOR ANTIDIABETIC ACTIVITY, *International Journal of Recent Scientific Research*, 11(2), 37509-375011 DOI: <http://dx.doi.org/10.24327/ijrsr.2020.1102.5125>
- [130] Omer H. M. Ibrahim, Essam Y. Abdul-Hafeez (2023), The Acetone Extract of *Albizia lebbek* Stem Bark and Its In Vitro Cytotoxic and Antimicrobial Activities, *Horticulturae*, 9(3), 385; <https://doi.org/10.3390/horticulturae9030385>
- [131] Jannathul Firdous Mohamed Naveed, et. al., (2019), Phytochemical study in ethanolic leaves extract of *Aloe vera* using Gas chromatography, *International Journal of Research in Pharmaceutical Sciences*, 10(2), 1470-1473 <https://doi.org/10.26452/ijrps.v10i2.720>
- [132] Saleem Aisha, et. al., (2022), *Aloe Vera* Gel Effect on Skin and Pharmacological Properties, *Scholars International Journal of Anatomy and Physiology*, 5(1), 1-8 <https://doi.org/10.36348/sijap.2022.v05i01.001>
- [133] Verma Poonam, et. al., (2018), A Review On: Green Tea: A Miraculous Drink, *International Journal of Pharmaceutical Sciences Review and Research*, 51(2), 26- 34
- [134] Arina Novilla, Wikan Margahyani, Dwi Davidson Rihibiha, (2022), Antioxidant Activities of Green Tea (*Camellia Sinensis* L.) Leaves, *KnE Medicine*, 143-150 <https://doi.org/10.18502/kme.V2i2.11077>
- [135] Kaur, Shubhreet , Gupta Saurabh, Gautam Priyae, (2019). Phytochemical analysis of *Eucalyptus* leaves extract. 8. 2442-2446.
- [136] Ankita Panigrahi, et al., (2021), *Eucalyptus*: A Review on Agronomic and Medicinal Properties, *Biological Forum – An International Journal*, 13(1): 342-349
- [137] Thakur Usha, et.al., (2019), Evening Primrose (*Oenothera biennis* L.): Morphology and Reproductive Biology, *International Journal of Current Microbiology and Applied Sciences*, 8(10): 1400-1409 <https://doi.org/10.20546/ijcmas.2019.810.164>
- [138] Rebecca Munir, et.al., (2017), An updated review on pharmacological activities and phytochemical constituents of evening primrose (genus *Oenothera*), *Asian Pacific Journal of Tropical Biomedicine*, 7(11), 1046-1054 <https://doi.org/10.1016/j.apjtb.2017.10.004>

- [139] Sharma Shalini, Kumari Kavita, (2021), AN OVERVIEW ON CALENDULA OFFICINALIS LINN.: (POT MARIGOLD), *Journal of Advanced Scientific Research*, 12(3), 13-18
- [140] Seyyed Mojtaba Mousavi, et.al., (2021), A Review on Health Benefits of *Malva sylvestris* L. Nutritional Compounds for Metabolites, Antioxidants, and Anti-Inflammatory, Anticancer, and Antimicrobial Applications, *Evid Based Complement Alternat Med*, <https://doi.org/10.1155/2021/5548404>
- [141] Katarina Radovanović, Neda Gavarić, Milica Aćimović, (2023), Anti-Inflammatory Properties of Plants from Serbian Traditional Medicine, *Life*, 13(4), <https://doi.org/10.3390/life13040874>
- [142] Md. Farid Hossain, Sharker Md. Numan, Shaheen Akhtar, (2021), Cultivation, Nutritional Value and Health Benefits of Dragon Fruit (*Hylocereus* spp.): A Review, *International Journal of Horticultural Science and Technology*, 8(3), 259-269
- [143] Purilla Salomi (2021). A REVIEW ON PLANT PROFILE AND PHARMACOLOGICAL ACTIVITIES OF HYLOCEREUS UNDATUS FRUIT, *International Journal of Research in Ayurveda and Pharmacy*, 12(3),103-105 DOI:10.7897/2277-4343.120383
- [144] Poonam Chaudhary, et.al., (2018), Bioactivities of phytochemicals present in tomato, *Journal of Food Science and Technology*, 55(8), 2833–2849 <https://doi.org/10.1007/s13197-018-3221-z>
- [145] Wang, Chuqi, et.al., (2022) Phytochemical and Nutritional Profiling of Tomatoes, Impact of Processing on Bioavailability -A Comprehensive Review, *Food Reviews International*, 1-26 <https://doi.org/10.1080/87559129.2022.2097692>
- [146] Defri Rizaldy, et.al., (2022), Chemical Compounds and Pharmacological Activities of Mangosteen (*Garcinia mangostana* L.) - Updated Review, *Biointerface Research in Applied Chemistry*, 12(2), 2503-2516 <https://doi.org/10.33263/BRIAC122.25032516>
- [147] Sepideh Miraj, Sadegh Kiani, (2016), Study of pharmacological effect of *Avena sativa*: A review, *Scholars Research Library*, 8(9), 137-140
- [148] Il-Sup Kim, et.al., (2021), Multiple Antioxidative and Bioactive Molecules of Oats (*Avena sativa* L.) in Human Health, *Antioxidants*, 10(9), 1454 <https://doi.org/10.3390/antiox10091454>
- [149] Davide Barreca, et. al., (2020), Almonds (*Prunus Dulcis* Mill. D. A. Webb): A Source of Nutrients and Health-Promoting Compounds, *Nutrients*, 12(3), 672 <https://doi.org/10.3390/nu12030672>
- [150] Karimi Z, et.al., (2021), Almond as a nutraceutical and therapeutic agent in Persian medicine and modern phytotherapy: A narrative review. *Phytother Research*, 35(6) 2997-3012
- [151] Singh Shubham Pratap, (2019), A Comprehensive Review on Pharmacological Activity of *Foeniculum vulgare*, *Global Journal of Pharmacy & Pharmaceutical Sciences*, 7(1), <https://doi.org/10.19080/GJPPS.2019.07.555703>
- [152] Zhou Yan-Xi, et.al., (2015). *Portulaca oleracea* L.: A Review of Phytochemistry and Pharmacological Effects, *BioMed Research International* 1-11 <https://doi.org/10.1155/2015/925631>
- [153] SJ Virshette, MK Patil and AP Somkuwar (2019), A review on medicinal plants used as anti-inflammatory agents, *Journal of Pharmacognosy and Phytochemistry*, 8(3) 1644
- [154] Antonio Di Stefano, (2022), *Melissa officinalis*: Composition, Pharmacological Effects and Derived Release Systems—A Review, *International Journal of Molecular Science*, 23(7) <https://doi.org/10.3390/ijms23073591>
- [155] Devarakonda, Ramadevi, (2019), PHYTOCHEMICAL AND PHARMACOLOGICAL STUDIES ON *PONGAMIA PINNATA*, *Indian Journal of Research*, 7(2), 489-492