

STUDENTS ATTITUDE TOWARDS THE RESOURCES AND SERVICES OF SELECTED SOCIAL WORK COLLEGES IN WARDHA CITY – A SURVEY

Abstract

This study evaluates the present situation of social work college libraries in Wardha city regarding the resources and services of their respective college libraries. A questionnaire was used to collect required information and data from the students of the college under study. The analysis of the collected data covers the use of library resources, services and physical facilities available in the Libraries, Concludes that the student's utilization of social work college library resources was observed to be functional since they use the Library to accomplish their study goals.

Keywords: Resources, Library services, Social Work, Student, Attitude.

Author

Dr. Milind B. Ghangare
Librarian
Aniket College of Social Work
Wardha, Maharashtra, India
ghangaremilind10@gmail.com

Abbreviation: ACSW – Aniket College of Social Work.
DACSW – Dr. Ambedkar College of Social Work.
KCSW – Kumbhalkar College of Social Work.

I. INTRODUCTION

India's ever-increasing problems and growing development demands have made teaching professional social work in the nation a difficult and highly scientific endeavor. The training program's goal is to produce social workers who are devoted and knowledgeable in their subject, and it does so by instilling in them a solid foundation of academic knowledge and practical skills. Human dignity and value are central to social work's guiding principles. Its main goals are justice, equality, and growth, and social work is taught in the classroom and on the job to students.

At the moment, Wardha district has five social work institutions, all of which are affiliated with the RTMNU Nagpur University. However, only three of the five colleges have been chosen for this research.

A university library's role in educating students is well acknowledged. As the centre of the institution, it serves as a barometer for measuring the school's effectiveness and the academic climate.

It is the job of the library to serve as a resource for the social work profession by offering a variety of useful information and services. As a result, the focus of this research is on the library's organizational structure, as well as its resources, services, and physical infrastructure.

II. SCOPE AND LIMITATION

Only the information resources, services, and physical infrastructure of Wardha City's social work college libraries were examined in order to meet the users' informational demands. Many of these libraries include a wide variety of books and other resources accessible for use.

1. To determine the current state of libraries at a few of Wardha social work colleges.
2. To get an understanding of the library structure at Wardha city's social work colleges.
3. To learn about the many types of books accessible in college libraries.
4. To find out what the students think about the library's information resources and services.
5. To get familiar with the library's physical resources and
6. To assist the library's management in putting together educational programmes that will make better use of the library.

III. METHODOLOGY

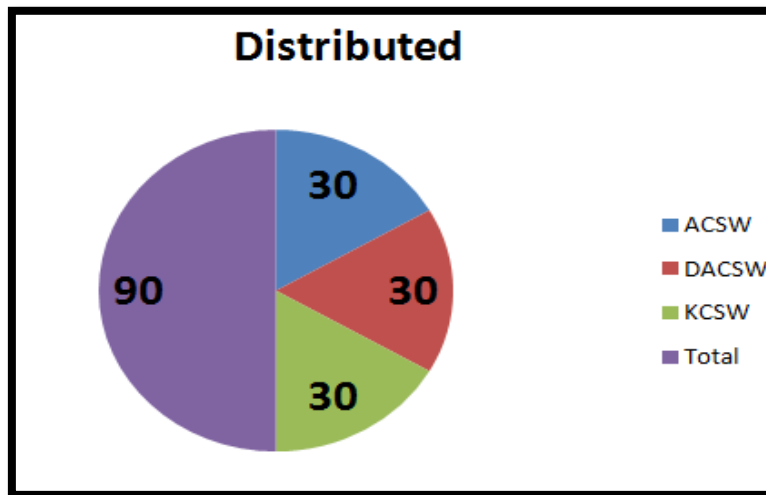
The questionnaire was by far the most important tool in our investigation. It was observed that all 90 questionnaires (100 percent) returned by students of social work colleges in Wardha city were usable and were studied in this study. The researchers conducted one-on-one interviews with some of the students and librarians.

Analysis

1. Distribution of questionnaire to students: A total of 90 questionnaires were given to participants, and a total of 90 questionnaires were returned, as shown in Table 1. This study relied on information supplied by the respondents.

Table 1: Distribution of questionnaire to students

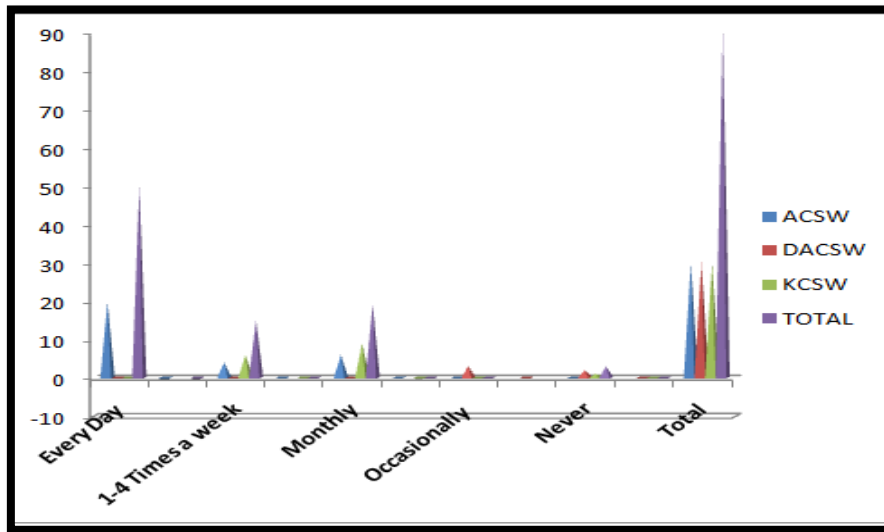
Sr. No.	College	Distributed	Received	Percentage
1	ACSW	30	30	100%
2	DACSW	30	30	100%
3	KCSW	30	30	100%
	Total	90	90	100%



2. Use of Library by the Students

Table 2: Frequency of visits to the Library

Sr. no.	Frequency of visit	ACSW	DACSW	KCSW	TOTAL
1	Every Day	20 (66.66%)	16 (53.33%)	14 (46.66%)	50 (55.55%)
2	1-4 Times a week	04 (13.33%)	05 (16.66%)	06 (20%)	15 (16.66%)
3	Monthly	06(20%)	04 (13.33%)	09 (30%)	19 (21.11%)
4	Occasionally	00	03 (10%)	00	00
5	Never	00	02(6.66%)	01 (3.33%)	03(3.33%)
	Total	30	30	30	90



Collection, organization, maintenance, and servicing of the library's materials, facilities, and services all have an impact on how often patrons visit the library. Table-2 shows the regularity with which respondents use the Library, as well as the number of times they've been there. The chart shows that 55.55 percent of respondents claim to go to the library every day. 21.11% of those polled said they do soon a regular basis. 16.66 percent of those surveyed said they go 1-4 times a week on average. According to the survey, just 3.33 percent of the respondents go to the library regularly.

3. **Purpose of library visit:** Respondents were asked to explain why they wanted to visit the library in order to better understand their replies. Table-3 shows the data that was gathered and analyzed.

Table – 3 : Purpose of Library Visit

Sr. No.	Purpose of Library visit	ACSW	DACSW	KCSW	TOTAL
1	For study	08 (26.66%)	11 (36.66%)	09 (30%)	28(31.11%)
2	For research	10 (33.33%)	12 (40%)	08(26.66%)	30(33.33%)
3	To search information in book and journals	05 (16.66%)	00	03 (10%)	08 (8.88%)
4	To read some light reading material	00	03 (10%)	03 (10%)	06 (6.66%)
5	To borrow book	05 (16.66%)	04 (13.33%)	07(23.33%)	16 (17.77%)
	To spend time	02 (6.66%)	00	00	02 (2.22%)

A high majority of library visitors (33.33%) are there to do their own research and/or study (31.11%). It is also clear that (17.77%) users visit library for borrow books and 8.88% search information in book and journals 6.66% come to read some light reading material.

4. **Time spends by students in the library:** The library is the heart of the institution, housing a vast quantity of information that may be used for a good purpose at any given

moment. The average time spent at a library by a committed reader is much longer. Others, on the other hand, put forth less effort to attain their objectives. Survey participants were asked to estimate the average amount of time they spent on each visit. Table - 4 shows the results of the analysis and presentation of the obtained data.

Table – 4: Time spents by students in the Library

Sr. No.	Resources	ACSW	DACSW	KCSW	Total
1	Less than one hour	09 (30%)	07 (23.33%)	10 (33.33%)	26 (28.88%)
2	1-2 hour per day	15 (50%)	16 (53.33%)	14 (40%)	43 (47.77%)
3	2-3 hour per day	06 (20%)	05 (16.66%)	00	11 (12.22%)
4	More than 5 hour per day	00	00	06 (20%)	06 (6.66%)
5	Not sure	00	02 (6.66%)	02 (6.66%)	04 (4.44%)

Table IV, Only 6.66 percent of the respondents reported spending more than five hours a day on their computers, mostly due to the fact that we don't have a library-based education system in place. Class notes have been deemed satisfactory by the responders. According to the data in the table, 47.77 percent of students said they only spend 1-2 hours a day in the library at their institution. More than a quarter of pupils spend less than an hour a day in school.

5. Students attitude towards the library resources

Table 5: Students opinion about the Resource available in the Library

Sr. No.	Resources	ACSW	DACSW	KCSW
1	Text books	25 (83.33%)	29 (96.66%)	19 (63.33%)
2	Recommended subject books	27 (90%)	24 (80%)	27 (90%)
3	Reference books	19 (63.33%)	20 (66.66%)	20 (66.66%)

Table - 5 shows that almost all three college students are happy with the library's resources, including the textbooks. 96.66 percent of DACSW students and 63.33 percent of KCSW students are in ACSW.

According to the students of ACSW and DACSW, 90 percent and 90 percent of students, respectively, said that the suggested topic books were enough to fulfill their information demands; in KCSW, 90 percent of students stated the same.

6. Students attitude towards the periodical available in library**Table 6: Student's opinion about periodicals available in the Library**

Sr. No.	Resources	ACSW	DACSW	KCSW	Total
1	Adequate	21 (70%)	20 (66.66%)	18 (60%)	59 (65.55%)
2	Moderately adequate	07 (23.33%)	10 (33.33%)	12 (40%)	29 (32.22%)
3	In-adequate	02 (6.66%)	00	00	02 (6.66%)
	Total	30	30	30	90

Students are generally pleased with the college library's collection of publications, according to Table No. 6. More over two-thirds of ACSW members, 66.66% of DACSW members, and 60.06% of KCSW members believe that the quantity of magazines is acceptable. Additionally, 33.33 percent of DACSW students and 40% of KCSW students have voiced their views in journals, which is a sufficient amount.

7. **Students opinion about the total collection of the library:** Table 7 shows that students have various views on the Library's collection. A majority of students are pleased with the library's overall selection. While just 9% of students believed the collection was bad.

Table – 7: Student's opinion about the total collection of the Library

Sr. no.	Resources	ACSW	DACSW	KCSW	Total
1	Excellent	13 (43.33%)	11 (36.66%)	14 (46.66%)	38 (42.22%)
2	Good	15 (50%)	14 (46.66%)	09 (30%)	38 (42.22%)
3	Poor	00	05 (16.66%)	03 (10%)	08 (8.88%)
4	No opinion	02 (6.66%)	00	04 (13.33%)	06 (6.66%)
	Total	30	30	30	90

8. Students opinion about ICT Services available in the Library**Table – 8: Students opinion about ICT facilities available in the Library**

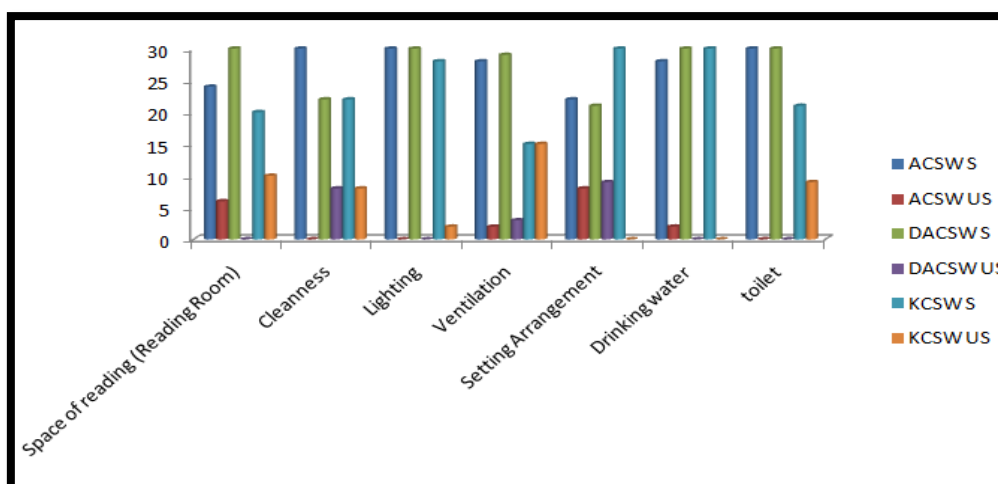
Sr. No.	Resources	ACSW		DACSW		KCSW	
		Yes	No	Yes	No	Yes	No
1	ICT Services	30(100%)	00	09(30%)	21(70%)	15(50%)	15(50%)
2	Printing	30(100%)	00	15(50%)	15(50%)	30(100%)	00
3	Scanner	00	00	00	00	00	00
4	Internet	15(50%)	15(50%)	20(66.66%)	10(33.33%)	10(33.33%)	20(66.66%)

In the table – Students' views on the college's information and communications technology (ICT) services are summarized in the table below. All ACSW and KCSW students are pleased with the Library's computer resources. Students at DACSW, on the other hand, are dissatisfied with the college's amenities.

9. Students opinion regarding physical facilities available in the library:

Table – 9: Students opinion Regarding physical facilities Available in the Library

Sr. no.	Physical facilities	ACSW		DACSW		KCSW	
		S	US	S	US	S	US
1	Space of reading (Reading Room)	24	06	30	00	20	10
2	Cleanness	30	00	22	08	22	08
3	Lighting	30	00	30	00	28	02
4	Ventilation	28	02	29	03	15	15
5	Setting Arrangement	22	08	21	09	30	00
6	Drinking water	28	02	30	00	30	00
7	toilet	30	00	30	00	21	09



S* – Satisfied, US – Unsatisfied

Table – 9 is an opinion poll that asks college students about their feelings toward various aspects of the library's physical infrastructure. The results show that most ACSW students are happy about such aspects as cleanliness, light and ventilation, drinking water and restrooms, and only a few DACSW students are dissatisfied. Almost all the colleges students are satisfied with facilities which provided by college Library.

Findings: The following conclusions describe the current state of the libraries at a few of Wardha City's social work colleges.

- 55.55% students visit their Libraries every day.
- The Library's resources are rated as satisfactory by 90% of those who took the survey.
- 65.55 percent of respondents said that the Library's subscriptions to magazines are sufficient.
- Sixty-seven percent of students think the Library's collection is strong.
- The majority of students ask the library staff for assistance in locating any books or other reading materials they may need.

Suggestions: Teaching at most of Wardha social work colleges is now exam-oriented because of the current "teacher classroom" style. Teaching should be 'student resource oriented' in accordance with the philosophy of education. The term "student resource focused" refers to the idea that classroom instruction should place a greater emphasis on the school library than on traditional text books. Due to this strategy, students in the field of social work will spend more time doing research at the college library.

The vast majority of people surveyed were dissatisfied with the information technology (IT) services offered by their local libraries. This is due to a scarcity of appropriately trained librarians. Research shows that a library's performance is heavily dependent on having a well-trained staff.

IV. CONCLUSION

It is assumed that a library will assist in achieving the goals of the parent organization. As a result, the primary role of a college library is to support the academic endeavors of the institution that houses it. In other words, it must meet the requirements of both students and educators. In order to do this, it is necessary to provide high-quality facilities and services.

REFERENCES

- [1] Adeniran, P. (2013). Usage of electronic resources by undergraduates at the Redeemers university, Nigeria. *International Journal of Library and Information science* , 319-324.
- [2] Amusa, I. O. (2013). Knowedge and Use of electronic Information resources among the academic staff in animal production and veterinary medicine in Nigeria. *IFLA Journal* , 54-63.
- [3] Ansari, M. N. (2010). Use of Electronic Resources among Academics at the University of karachi. *Library and Philosophy and Practice* , 1-7.
- [4] Aramide, K. A. (June 2010). Availability and Use of audiovisual and Electronic Resources by Distance Learning Students in Nigerian Universities: a case Study of National open university of Nigeria (NOUN), Ibadan Study Center . *Library Philosophy and Practices* , 1-10.
- [5] Chandran, V. (2013). Use and User Perception of electronic information Resources: a Case Study of Siva Instituite of Frontier Technology, India. *Chinese Librarianship an International Electronic journal* , 85-98.
- [6] Dirik, K. (2004). Internet facility use by University User by Librarian. *Nigeria Library Review* , 228-231.
- [7] Gawda, V. (2009). Attitude of research scholars towards usage of electronic information resources: a survey of university libraries in karnatka. *Annals of Library and infromastion studies.* , 184-191.
- [8] Giramakumar. (1976). Academic Statues of University & College Library. *ALA Bulletin* , 12-14.
- [9] Kumar, P. (1998). *Library as a Social Institution: Foundation of Library and Information science*. New Delhi: B. R. Publication.
- [10] Manna, S. (2001). Management of quality in collection developmentof electronic resources, Quest for quality: Strategies and application in library and information services. *ILA Seminar 46 th All India Conference* (pp. 340-346). Ahemedabad: 46 th All India Conference.