

# IOT EMBEDDED SYSTEMS, SENSORS & ACTUATORS

## Abstract

“Unlocking the Synergies of IoT Embedded Systems: A Comprehensive Exploration of Sensors, Actuators, and Their Transformative Role”

This chapter meticulously navigates the convergence of IoT with embedded systems, dissecting their evolution and symbiotic relationship. It delves deep into the crux of IoT embedded systems, elucidating their multifaceted components and pivotal functionalities. Expanding on the core elements of sensors and actuators, the chapter offers an insightful exploration of their diverse types, intricate workings, and burgeoning applications across industries. Emphasizing the pivotal role of sensors in data collection and interpretation within the IoT realm, it meticulously distinguishes between analog and digital sensors, unraveling their unique characteristics and burgeoning significance. Furthermore, it intricately outlines the landscape of actuators, showcasing their diverse types, selection criteria, and burgeoning applications across multifarious sectors. Through this comprehensive elucidation, the chapter illuminates the transformative potential of these technologies, painting a vivid picture of their profound impact on modern-day technological landscapes.

**Keywords:** Sensors, internet, computing systems, Internet of Things.

## Author

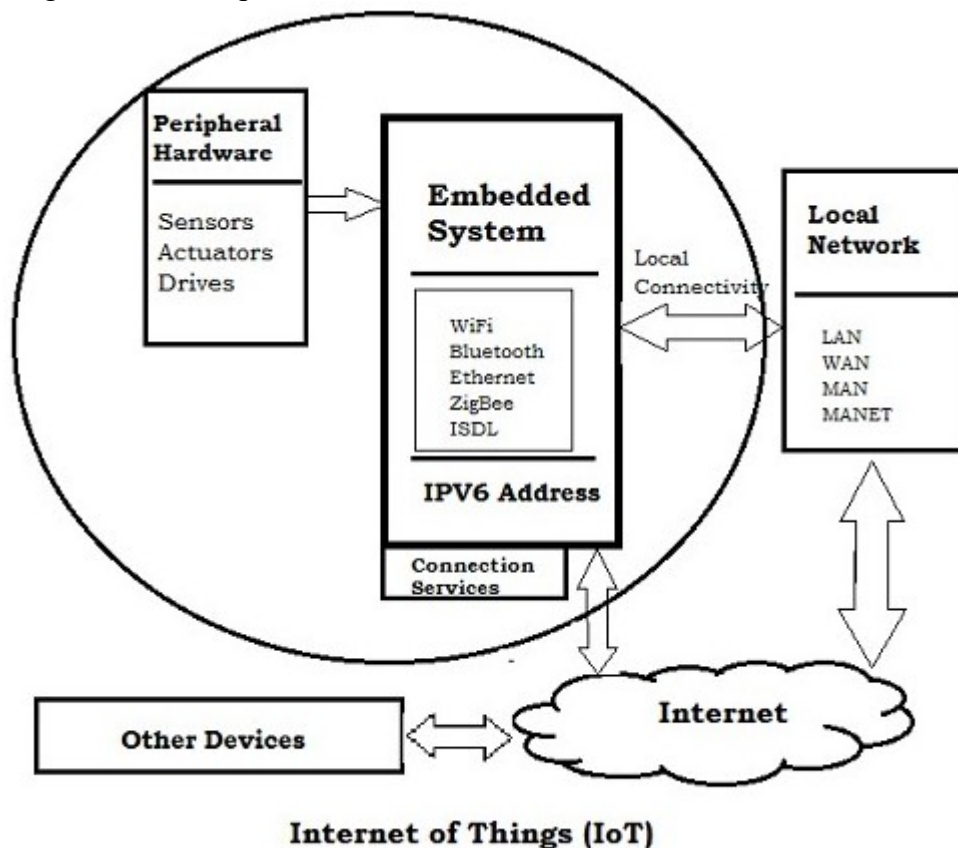
**Ms.Vaidehi Bakshi**  
M.Tech(CSE),P.hD(Pursuing)  
Assistant Professor(IT)  
Dr.C.V.Raman University  
Khandwa, Madhya Pradesh, India.

## I. INTRODUCTION TO IOT EMBEDDED SYSTEMS

1. **Definition of IoT Embedded Systems:** IoT embedded systems are a combination of two powerful technologies: the Internet of Things (IoT) and embedded systems. IoT refers to a network of interconnected devices or "things" that can collect and exchange data over the internet, while embedded systems are specialized computing systems designed to perform specific tasks within larger systems. IoT embedded systems combine the capabilities of both technologies to create intelligent, interconnected devices that can interact with the physical world and communicate with other devices and cloud services.
2. **The Evolution of IoT and Embedded Systems:** The development of IoT embedded systems has been driven by the increasing demand for smart, connected devices across various industries. Traditional embedded systems provided efficient control and automation in standalone devices, but they lacked the ability to communicate and share data with other devices or the internet. IoT emerged as a solution to connect these embedded systems, enabling seamless data exchange and creating a vast network of interconnected devices.
3. **Connection between Embedded Systems and IOT:** Embedded systems play a crucial role in the Internet of Things (IoT) ecosystem. The IoT is a network of physical devices, vehicles, appliances, and other objects embedded with sensors, software, and connectivity to exchange data and enable them to connect and interact with each other over the internet. Embedded systems provide the necessary intelligence and control to enable these devices to function as part of the IoT network. Here are some key roles of embedded systems in the Internet of Things:
  - **Sensing and Data Collection:** Embedded systems are equipped with various sensors such as temperature sensors, humidity sensors, motion sensors, GPS modules, etc. These sensors enable them to collect real-time data from the surrounding environment.
  - **Data Processing and Analytics:** Embedded systems often have processing capabilities that allow them to analyze the data they collect. They can perform local data processing to extract valuable insights and trigger specific actions based on predefined rules.
  - **Connectivity:** Embedded systems are equipped with communication interfaces like Wi-Fi, Bluetooth, Zigbee, LoRa, cellular, etc., enabling them to establish connections with other devices, cloud services, or a central hub in the IoT network.
  - **Actuation and Control:** Embedded systems can control various actuators such as motors, relays, and solenoids, allowing them to take specific actions based on the data they receive or the analysis they perform. For example, an embedded system in a smart thermostat can control the heating or cooling system based on temperature readings.
  - **Edge Computing:** Embedded systems often serve as edge computing nodes, performing data processing and decision-making closer to the data source rather than

sending all the data to a central server or cloud. This reduces latency, conserves bandwidth, and enhances privacy and security.

- **Energy Efficiency:** In many IoT applications, power consumption is a critical concern, especially for devices running on batteries. Embedded systems are designed to be power-efficient and often include features like sleep modes or power management techniques to optimize energy usage.
- **Real-Time Responsiveness:** Some IoT applications require real-time or near-real-time response. Embedded systems can provide this capability by processing data quickly and taking immediate actions as needed.
- **Security:** Embedded systems play a significant role in the security of IoT devices. They may have secure boot mechanisms, encryption, and authentication protocols to safeguard data and prevent unauthorized access to the device.



**Figure 1:** Relation Between Embedded Systems & IOT

4. **Components of IoT Embedded Systems:** Components of IoT embedded systems play a crucial role in enabling the interaction between physical devices and the digital world. These components work together to sense the environment, process data, and facilitate communication with other devices and cloud services. Let's explore the key components of IoT embedded systems:

## II. EMBEDDED HARDWARE

At the heart of an IoT embedded system lies the embedded hardware, which consists of various components that enable the device's functionality and connectivity.

- 1. Microcontrollers/Microprocessors:** Microcontrollers or microprocessors are the central processing units (CPUs) of IoT embedded systems. They execute the program instructions and control the overall operation of the device. Microcontrollers are often preferred for IoT devices due to their integration of CPU, memory, and peripherals on a single chip, making them compact and power-efficient.
- 2. Memory:** Memory is essential for storing program instructions, data, and configurations. IoT embedded systems typically use two types of memory:
  - **Flash Memory:** Flash memory is non-volatile memory used to store the device's firmware or software.
  - **RAM (Random Access Memory):** RAM is volatile memory used to store temporary data during program execution.

The size of memory in an embedded system can significantly impact its capabilities and performance.

- 3. Input/Output (I/O) Interfaces:** Input/Output interfaces allow IoT embedded systems to interact with the external world. These interfaces enable the system to receive data from sensors and user inputs and provide outputs through actuators or displays. Common I/O interfaces include:
  - **Analog-to-Digital Converters (ADC):** Convert analog signals from sensors (e.g., temperature, light intensity) into digital data for processing.
  - **Digital-to-Analog Converters (DAC):** Convert digital data into analog signals used to control actuators (e.g., motor speed control).
  - **GPIO (General-Purpose Input/Output):** General-purpose pins that can be configured as inputs or outputs to interface with various devices.

## III. COMMUNICATION MODULES

Communication modules enable IoT embedded systems to connect to the internet or other devices, facilitating data exchange and communication in the IoT ecosystem.

- 1. Wireless Communication Modules:** Wireless communication is prevalent in IoT due to its convenience and flexibility. Common wireless communication modules used in IoT embedded systems include:
  - **Wi-Fi:** Enables high-speed data transmission over local Wi-Fi networks.
  - **Bluetooth:** Provides short-range communication between devices for data exchange and control.
  - **Zigbee:** Designed for low-power, low-data-rate applications, ideal for smart home automation and industrial settings.

- **Cellular (e.g., 4G LTE, 5G):** Enables long-range communication for IoT devices that require mobility or are deployed in remote locations.
2. **Wired Communication Interfaces:** While wireless communication is popular in IoT, some applications still rely on wired communication interfaces for more reliable and secure data transfer. Examples include Ethernet for industrial automation and RS-485 for long-distance communication in harsh environments.

#### IV. SENSORS AND ACTUATORS

Sensors and actuators are essential components of IoT embedded systems, enabling them to sense the physical environment and take actions based on the collected data.

1. **Embedded Systems:** An embedded system is a specialized computer system designed to perform dedicated functions or tasks within a larger system. Unlike general-purpose computers, which are designed to run a wide variety of applications, embedded systems are tailored to execute specific functions or control tasks in a more constrained environment.

These systems are commonly found in various electronic devices and appliances we use daily, such as:

- **Consumer Electronics:** Smartphone's, digital cameras, DVD players, smart TVs, etc.
- **Automotive:** Engine control units, ABS systems, airbag controllers, infotainment systems, etc.
- **Industrial Automation:** Programmable Logic Controllers (PLCs), factory automation, robotic systems, etc.
- **Home Appliances:** Microwave ovens, washing machines, refrigerators, etc.
- **Medical Devices:** Heart rate monitors, blood glucose meters, infusion pumps, etc.

Embedded systems are usually designed to be reliable, efficient, and often operate in real-time. They often have dedicated hardware components and are optimized for low power consumption. The software running on these systems is typically written in low-level programming languages like C or C++, as it allows for better control over hardware resources and system performance.

The development of embedded systems requires careful consideration of the specific requirements of the target application, the hardware limitations, and the desired functionalities. It involves a combination of hardware design, firmware development, and system integration to create a complete and functional embedded system.

2. **Embedded System Software's:** Embedded system software refers to the programs and code that run on embedded systems. It is the software component that enables the embedded hardware to perform specific tasks or functions as intended. Embedded system software is designed to be efficient, reliable, and tailored to the requirements of the specific embedded system. Here are some key aspects of embedded system software:

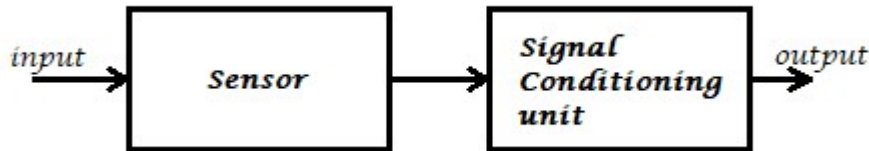
- **Operating Systems (OS):** Many embedded systems run on specialized operating systems, known as Real-Time Operating Systems (RTOS) or Embedded Operating Systems. These OSs are designed to handle real-time tasks, manage system resources efficiently, and provide deterministic behavior.
- **Device Drivers:** Embedded systems interact with various hardware components and peripherals like sensors, actuators, communication modules, etc. Device drivers are software modules that allow the OS and applications to communicate with these hardware components and control their functionalities.
- **Firmware:** Firmware is a type of software that is closely tied to the hardware it runs on. It is typically stored in non-volatile memory (e.g., flash memory) and provides the low-level control and functionality required for the embedded system's proper operation.
- **Middleware:** Middleware software provides communication and data management services between different components of the embedded system, facilitating interaction between applications, operating system, and hardware.
- **Application Software:** Embedded systems run specific applications that perform the intended functions of the device. This software is often custom-developed for the particular embedded system and is optimized to run efficiently on the available hardware resources.
- **Boot loader:** The bootloader is responsible for the initial loading and launching of the operating system or firmware when the embedded system is powered on. It ensures the system starts in a known state and facilitates updates or changes to the software.
- **Communication Protocols:** Embedded systems often communicate with other devices or systems, either locally or over networks. Implementing communication protocols, such as TCP/IP, MQTT, Bluetooth, etc., is a common part of embedded system software development.
- **Security Software:** As IoT devices and embedded systems become more connected, security becomes a significant concern. Embedded system software may include security features like encryption, authentication, and secure boot mechanisms to protect against vulnerabilities and unauthorized access.

Developing embedded system software requires expertise in low-level programming languages like C or C++, as well as a good understanding of hardware interfaces and system constraints. The software development process for embedded systems also involves rigorous testing and verification to ensure reliability, stability, and compliance with the specific requirements of the application and the industry it serves.

## V. INTRODUCTION OF SENSORS

1. **Sensors:** Sensors are devices or transducers that detect and measure physical or environmental changes and convert them into electrical signals or other readable forms. They are the sensory organs of electronic systems, providing crucial input to monitor and interact with the physical world. Sensors are essential components in various applications, ranging from everyday devices to advanced industrial systems. Without sensors, many of the sophisticated technologies we rely on today would not be possible.

In the context of the Internet of Things (IoT), sensors play a critical role as they are responsible for collecting real-world data from the environment. The data collected by sensors serves as the foundation for generating insights, making informed decisions, and enabling smart automation in IoT applications.



Sensors are classified into two main categories based on the type of signals they produce: analog sensors and digital sensors. Both types play a crucial role in collecting data from the physical world, but they differ in their signal representation and processing methods. Let's explore analog and digital sensors in detail.

- **Analog Sensors:** Analog sensors generate continuous, analog signals that vary in voltage or current based on the measured physical property. The output signal is directly proportional to the magnitude of the sensed parameter. These sensors provide a continuous range of values, allowing for precise measurements. The analog output is typically in the form of voltage or current, which requires analog-to-digital conversion if the data needs to be processed digitally.
- **Temperature Sensors:** These sensors measure ambient temperature and convert it into an analog voltage or current. Examples include thermocouples, resistance temperature detectors (RTDs), and thermistors.




- **Pressure Sensors:** Pressure sensors measure the force applied by liquids or gases and convert it into an analog signal. Strain gauges and piezoelectric sensors are examples of pressure sensors.



- **Humidity Sensors:** Humidity sensors measure the moisture content in the air and produce an analog output based on changes in capacitance or resistance. They are commonly used in climate control systems and weather monitoring.



- **Light Sensors (Photodetectors):** Light sensors measure the intensity of light in their surroundings. Photodiodes and LDRs (Light-Dependent Resistors) are examples of analog light sensors.



- **Gas Sensors:** Gas sensors detect the presence of specific gases in the atmosphere and convert it into an analog signal. They are used in applications like indoor air quality monitoring and industrial safety.



- **Flex Sensors:** Flex sensors change their resistance with bending or flexing. They are commonly used to detect mechanical movements or deformations.





- **Potentiometers:** Potentiometers are variable resistors that change their resistance as a physical knob or slider is adjusted. They are used for control and adjustment purposes.



- **Proximity Sensors:** Proximity sensors detect the presence or absence of an object without physical contact and provide an analog output proportional to the distance or proximity of the object.



- **Digital Sensors:** Digital sensors, on the other hand, generate discrete, digital signals representing binary data (0s and 1s). These sensors convert the analog signal into digital form using an analog-to-digital converter (ADC). The ADC samples the analog signal at specific intervals, quantizes it into digital values, and then represents those values in binary format. Digital sensors are more immune to noise and can be easily interfaced with microcontrollers and digital processing units.
- **Digital Temperature Sensors (Digital Thermometers):** These sensors incorporate an analog temperature sensor but output the temperature value in digital form after converting the analog signal using an internal ADC. They are widely used in consumer electronics and IoT devices.




- **Digital Light Sensors (Digital Ambient Light Sensors):** Similar to digital thermometers, digital ambient light sensors use an ADC to convert the analog light signal into digital values for displaying light levels digitally. They are used in automatic brightness control and display backlighting.



- **Digital Proximity Sensors:** Digital proximity sensors use infrared or ultrasonic technology to measure distance to an object and provide a binary output indicating if an object is within a certain range or not. They are used in touchless switches, object detection, and robotics.



- **Digital Gyroscopes:** Digital gyroscopes measure angular rotation and provide digital output representing the rotation rate. They are commonly used in devices like smart phones and gaming controllers for motion sensing.



- **Digital Accelerometers:** Digital accelerometers measure acceleration and provide digital output representing the acceleration values. They are used in applications like motion tracking, orientation detection, and impact detection.



- **Digital Compass Sensors:** These sensors measure the Earth's magnetic field and provide digital output indicating the direction or orientation relative to the Earth's magnetic north. They are used in navigation systems and digital compass applications.
- **Digital Magnetic Hall Effect Sensors:** Digital Hall effect sensors detect changes in the magnetic field and provide digital output representing the presence or absence of a magnetic field. They are used in applications like door switches and position sensing.



- **Digital Touch Sensors:** Digital touch sensors detect touch or proximity to a conductive object and provide digital output indicating the presence or absence of touch. They are used in touchscreens, buttons, and touch-sensitive interfaces.

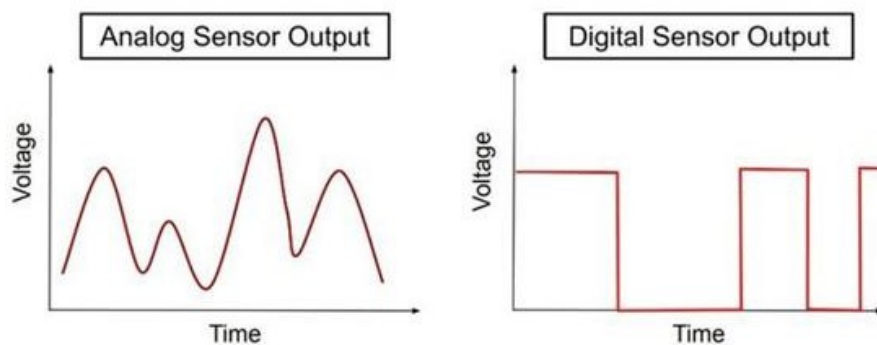


## VI. DIFFERENCE BETWEEN ANALOG AND DIGITAL SENSORS

Analog Sensors and Digital Sensors differ in their signal representation, signal processing, and interfacing with electronic systems. Here are the key differences between the two:

- **Signal Representation:**
  - **Analog Sensors:** Analog sensors generate continuous signals that vary in voltage, current, or resistance based on the measured physical property. The output signal is proportional to the magnitude of the sensed parameter and provides a continuous range of values.
  - **Digital Sensors:** Digital sensors produce discrete signals represented in binary form (0s and 1s). The output signal is quantized and represents specific digital values, often using binary code to convey information.
- **Signal Processing:**
  - **Analog Sensors:** Analog signals may require additional analog-to-digital conversion (ADC) if digital processing or data storage is needed. This conversion introduces quantization errors, potentially reducing accuracy.
  - **Digital Sensors:** Digital signals are easily processed by digital systems, such as microcontrollers, computers, and digital signal processors (DSPs). There is no need for analog-to-digital conversion, leading to higher accuracy and reduced noise susceptibility.
- **Noise Immunity:**
  - **Analog Sensors:** Analog signals are susceptible to noise and interference during transmission and processing, leading to potential inaccuracies in measurements.
  - **Digital Sensors:** Digital signals are more immune to noise since they use discrete voltage levels, making it easier to distinguish between valid data and noise.
- **Interfacing:**
  - **Analog Sensors:** Interfacing analog sensors with digital systems requires ADC to convert analog signals to digital, adding complexity and potentially increasing power consumption.
  - **Digital Sensors:** Digital sensors directly interface with digital systems, eliminating the need for additional conversion circuits and simplifying the overall system design.
- **Precision and Accuracy:**
  - **Analog Sensors:** Analog sensors can offer high precision and accuracy due to the continuous range of values they provide.

- **Digital Sensors:** Digital sensors may have slightly reduced precision due to quantization effects during analog-to-digital conversion. However, they can still achieve high accuracy in many applications.
- **Power Consumption:**
  - **Analog Sensors:** Analog sensors may consume less power as they do not require additional ADC circuits for data processing.
  - **Digital Sensors:** Digital sensors may be more power-efficient during communication and data processing stages, especially when interfacing with digital systems.



**Figure 2:** Analog vs Digital Sensor Output

## VII. WORKING OF SENSORS

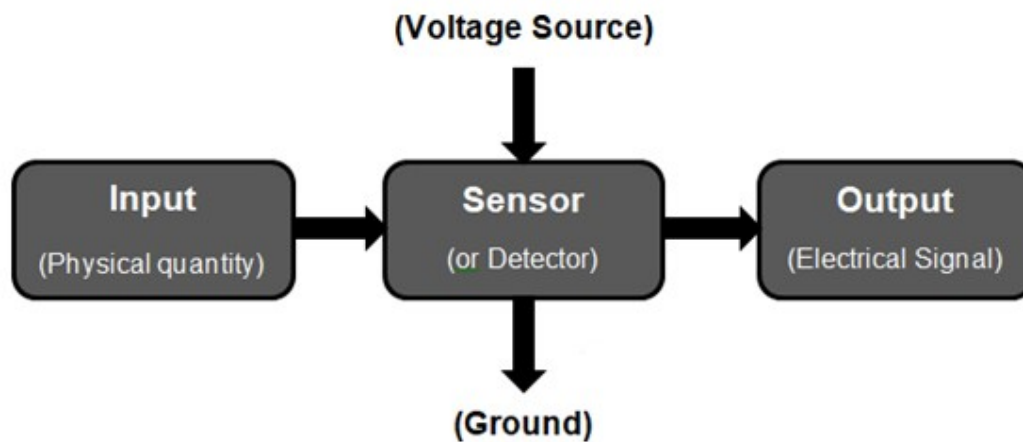
The working of a sensor depends on its type and the physical property it is designed to measure. However, most sensors operate based on a few general principles. Here's a general overview of how sensors work:

1. **Detection of Physical Property:** Sensors are designed to detect specific physical properties or environmental changes, such as temperature, pressure, light intensity, humidity, motion, proximity, or gas concentration. The sensor's construction and materials are optimized to respond to these specific properties.
2. **Transduction:** When the sensor is exposed to the physical property or environmental change, it undergoes a transduction process. Transduction refers to the conversion of the detected physical quantity into a measurable electrical signal.
3. **Output Signal Generation:** After transduction, the sensor generates an output signal in the form of an electrical voltage, current, or resistance, which represents the measured physical property. The output signal's magnitude or characteristics are directly related to the magnitude of the sensed physical property.
4. **Signal Conditioning (Optional):** In some cases, the raw output signal from the sensor may require conditioning to improve accuracy or adapt it to the specific application's

requirements. Signal conditioning may involve amplification, filtering, linearization, or compensation.

5. **Data Processing and Interpretation (Digital Sensors):** In the case of digital sensors, the analog output signal is converted into digital form using an analog-to-digital converter (ADC). The digital data can then be processed and interpreted by digital systems, such as microcontrollers, computers, or digital signal processors (DSPs).
6. **Output and Display:** The sensor's output can be further processed, logged, displayed on a screen, or used to control other electronic components or systems, depending on the application's requirements.
7. **Feedback or Control (Closed-Loop Systems):** In some cases, sensors are used in closed-loop systems where the sensor's output is used to provide feedback to a control system. The control system can then make adjustments based on the sensor's measurements to achieve a desired outcome or maintain a specific condition.

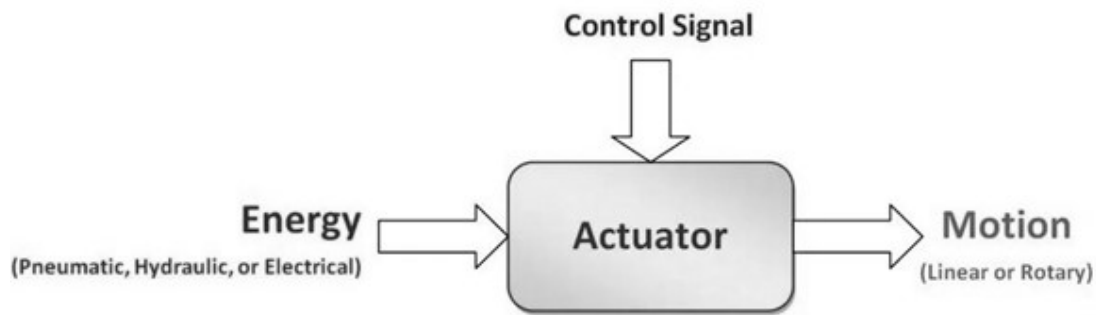
Different sensors employ various mechanisms and technologies to achieve transduction, such as resistive changes, capacitive changes, inductive changes, piezoelectric effects, and optical sensing. Each type of sensor is optimized for specific applications based on its working principle.



**Figure 3:** Working of Sensor

## VIII. INTRODUCTION OF ACTUATORS

Actuators are devices or components that convert various forms of energy, such as electrical, hydraulic, pneumatic, or mechanical, into physical motion, force, or mechanical action. They play a fundamental role in various systems by bringing motion to life and performing specific tasks based on input signals from control systems or sensors. Actuators are essential in creating intelligent systems that can interact with the physical world and carry out actions as needed.



**Figure 4:** Working of Actuator

## 1. Types of Actuators

- **Electrical Actuators**
  - **DC Motors:** Direct current (DC) motors are widely used for rotational motion. They consist of a rotor and a stator with a coil that produces a magnetic field. When current flows through the coil, a force is generated, causing the rotor to rotate.
  - **Stepper Motors:** Stepper motors move in discrete steps or increments, allowing precise control over angular position. They find applications in robotics, 3D printers, and CNC machines.
  - **Servo Motors:** Servo motors are used in systems that require precise control over speed and position. They use a feedback loop to adjust the motor's position based on the desired setpoint.
  - **Linear Actuators:** Linear actuators provide linear motion instead of rotational motion. They are used in applications where straight-line movement is required, such as in electric vehicles, medical devices, and home automation.
  - **Solenoids:** Solenoids are electromechanical devices that produce linear motion when an electrical current passes through a coil, generating a magnetic field. They are often used in applications like door locks, valves, and switches.
  - **Piezoelectric Actuators:** Piezoelectric actuators use piezoelectric materials that expand or contract when an electric field is applied. They are used in precise positioning systems, scanning probe microscopes, and nano positioning applications.
- **Hydraulic Actuators:**
  - Hydraulic actuators use pressurized hydraulic fluid to generate mechanical motion or force. They are capable of providing high force output and are commonly used in heavy machinery, construction equipment, and industrial automation.
- **Pneumatic Actuators:**
  - Pneumatic actuators use compressed air or gas to produce mechanical motion or force. They are often used in applications where a lightweight, fast-acting actuator is needed, such as in pneumatic cylinders and air-powered tools.
- **Mechanical Actuators:**
  - Mechanical actuators operate directly without using external energy sources such

as electricity or fluids. Examples include manually operated levers, gears, and linkages.

**2. Actuator Selection Criteria:** When choosing an actuator for a specific application, several factors need to be considered, including:

- **Performance Requirements:** The actuator's capabilities should match the required motion, force, or precision needed for the application.
- **Power Source and Energy Efficiency:** Depending on the power source available, the actuator's energy efficiency can impact overall system performance and power consumption.
- **Environmental Considerations:** Actuators used in harsh environments need to withstand temperature, humidity, and other environmental factors.
- **Control and Feedback Mechanisms:** Some applications require closed-loop control with feedback to achieve precise positioning or force control.
- **Safety and Reliability:** Actuators used in critical applications should be reliable and have built-in safety features to prevent failures or accidents.

**3. Applications of Actuators:** Actuators find applications in various industries and technologies, including:

- **Robotics:** Actuators are used in robotic arms, legs, and grippers for movement and manipulation.
- **Automotive:** Actuators play a vital role in engine control, braking systems, steering, and suspension.
- **Aerospace:** Actuators are used in flight control surfaces and landing gear systems in aircraft.
- **Healthcare:** Actuators are used in medical devices, surgical robots, and prosthetics.
- **Industrial Automation:** Actuators are essential in manufacturing processes, industrial robots, and conveyor systems.

**4. Emerging Trends in Actuator Technology:** Actuator technology continues to evolve with ongoing research and innovation. Some emerging trends include:

- **Soft Actuators and Soft Robotics:** Actuators made from soft materials that mimic natural biological structures.
- **MEMS-Based Actuators:** Micro electro-mechanical systems (MEMS) enable the integration of actuators and sensors on a microscale.
- **Shape Memory Alloys in Actuators:** Materials with shape memory properties that can change shape in response to external stimuli.
- **Biomimetic Actuators and Biohybrid Systems:** Actuators inspired by biological systems, allowing for more natural and efficient movement.



