

PHYTOREMEDIATION: A POTENTIAL METHOD FOR REMOVAL OF HEAVY METALS POLLUTED SOILS

Abstract

Heavy metal environmental contamination is a developing problem and a major topic of concern because of the detrimental effects it is having on the world. These non-living pollutant is being released into our river, soils and environment as a results of the fasted growing agricultural and metal industries, improper devastate managing, fertilizers, and pesticides. This analysis shows hewer contaminated enter the in surroundings and their ultimate fate. Other metals have an effect on biological functions and growth, whilst few metalloid accumulations in one or other parts with lead to a species of serious illnesses, including cancers. Human pharmacokinetics and toxicological procedures for each metal are detailed. The review highlights the significance and troublesome nature of every heavy metals bioconcentration in human, as well as in the physiological and biochemical effects. An overview of the phytoremediation procedure, including methods for green plants, is given in this chapter. Phytoremediation technique is an eco-friendly and chiefly methods, through which contaminated substrates are ameliorated by growing plants that have the ability to remove the polluted soils.

Keywords: Heavy metals, methods, phytoremediation, polluted soils and removal

Authors

Jeetendra Verma

Ph.D Scholar
Sheila Dhar Institute of Soil Science
Department of Chemistry
University of Allahabad
Prayagraj, Uttar Pradesh, India.
jeetendravermajmv@gmail.com

Dinesh Mani

Professor, Department of Chemistry
University of Allahabad
Prayagraj, Uttar Pradesh, India.

Vipin Sahu

Ph.D Scholar
Sheila Dhar Institute of Soil Science
Department of Chemistry
University of Allahabad
Prayagraj, Uttar Pradesh, India.

Himanchal Vishwakarma

Ph.D Scholar
Sheila Dhar Institute of Soil Science
Department of Chemistry
University of Allahabad
Prayagraj, Uttar Pradesh, India.

Manoj Kumar

Ph.D Scholar
Sheila Dhar Institute of Soil Science
Department of Chemistry
University of Allahabad
Prayagraj, Uttar Pradesh, India.

Rupesh Kumar Ojha

Ph.D Scholar
Sheila Dhar Institute of Soil Science
Department of Chemistry
University of Allahabad
Prayagraj, Uttar Pradesh, India.

I. INTRODUCTION

The expression of heavy metal translocation, to metalloid among moderately higher atomic number and mass (> 20 and 5 g/cc respectively,) and categorize because required and non required metalloid (Alloway 2012). May be defined as metalloid every outstanding is the high atomic weight or since of their more density these days is the large metallic have been use to explain metalloid substance elements and heavy metals which is noxious to the atmosphere or mans. The various heavy metal and too lighter heavy metal such while aluminium selenium and arsenic are toxic. They are having been term metallic while several heavy metals are naturally not contaminated such as the compound bullion. A list of metalloid according to their concentration of being > 5 g/cc and which are maximum general in our daily life are: Cd, Pb, Cr, Mn, Fe, Co, Ni, Cu, Zn, As, Mo and Ag etc.

The main utilize of heavy metals enrichments plants to uncontaminated surroundings is the majority speedily increasing constituent of this ecological eco-friendly and commercial tools that has established significant attention in current time. The ever rising ecological contamination suitable to the application of manure and mud, municipality decline and heavy metal contain pesticides, manures and fertilizers are attractive a main difficult inside current farming. Though present be a hazard of toxic waste in to the food chain if not poisonous crop is utilize through the intention. Nowadays more consideration has been compensated in the direction of the responsibility of attractive plant as a sustainable possible with profitable different. The not available crops are decreasing the hazard of the way in of metalloids in the food sequence (Liu et al. 2008). Many are crops variety has been flourishing in captivating polluted such as Pb, Cd, Cr, As and different radionuclide's from soils. (Achal et al. 2012; Wojcik and Tukiendorf 2004), while several crops variety is the common to metallic ferrous soils and can be stand greater than natural quantity of metalloids or other poisonous complex (Niu et al. 2007).

Therefore is the plant group have been a predicament and respect into paired there are accumulation with maintain concentration if the metalloids in the tissues of manage by way of metalloids strain. Never the less, a metals tolerant plant is the either group as metal accumulation or metal excluder basic at the bioconcentration of metals in for roots and areal parts respectively (Mani et al. 2012).

There are main objectives are removing heavy metal by phytoremediation process. And phytoremediation is new technique and eco- friendly are minimum chastely. The heavy metals in properties are effect in human disease.

II. SOURCES OF HEAVY METALS

There are metalloids set up in natural world on top of the Earth's outside as the Earth's development. Appropriate in the direction of the amazing enhance in the use of metalloids. It is the resulted in a coming up have been metallic substance within is the global surroundings and marine atmosphere.

Metalloids contaminated has emerge suitable the anthropogenic action which are the major reason of toxic waste, principally unpaid on the way to mining the metal, smelting, foundries and extra manufacturing with the purpose of the metals based and discharge of

heavy metals as of dissimilar inception such is junkyard, landfill, emission, domestic animals and hen manure, overflow, motor vehicle and road works. Metalloids utilize in the Farming ground have been is inferior resources of metalloids toxic waste, such as the use of insecticides, fertilizers pesticides. Ordinary reason can be also enhance Metalloids contamination such as the volcanic activity, metals deterioration, heavy metals disappearance through soils. And residues water re-suspension, land attrition and geographical weathering.

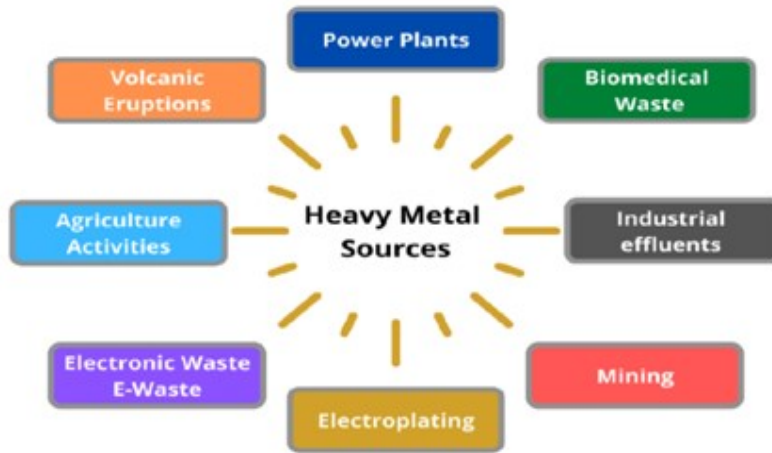


Figure 1: Sources of Heavy Metal, Source Research Gate

Table 1: The Heavy Metals of Sources in Contaminated Soils

Name of the Contaminant	Source
Cadmium	In the sources of melting zinc, Fertilizers and using batteries, e-waste, paint sludge, incinerations, and fuel combustion, among other things.
Arsenic	Processes that are gynogenic or natural include smelting, wood treatment, paints, insecticides, geothermal, thermal power plants, and energy burning, among others.
Nickel	Thermal power plants, alloy smelting processes, the battery sector, and mine waste.
Zinc	Mine waste, smelting paints and dyes, treating wood, fertilizers, and electroplating are a few examples.
Lead	Preservatives, gasoline additives, paints, electronic waste, smelting processes, coal-fired power plants, batteries, metal goods, ceramics, and the bangle industry are just a few examples.
Chromium	Pesticides, dyes, tanning of leather, mining, chromium (Cr) in industrial coolants, treatment of wood, and production of chromium salts.
Copper	Treatment of wood, fertilizers, mine waste, fungicides for electroplating, electrical, paints, and pigments, as well as smelting processes.

Source: Pandey and Bagga, (2013).

III.SOURCES OF HEAVY METALS IN TO TWO TYPES

1. Heavy Metals of Anthropogenic Sources

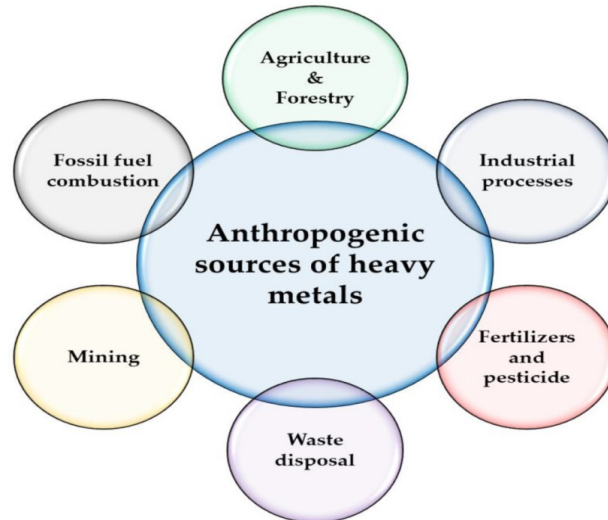


Figure 2: Anthropogenic, Source of Research Gate

2. Heavy Metals of Natural Sources

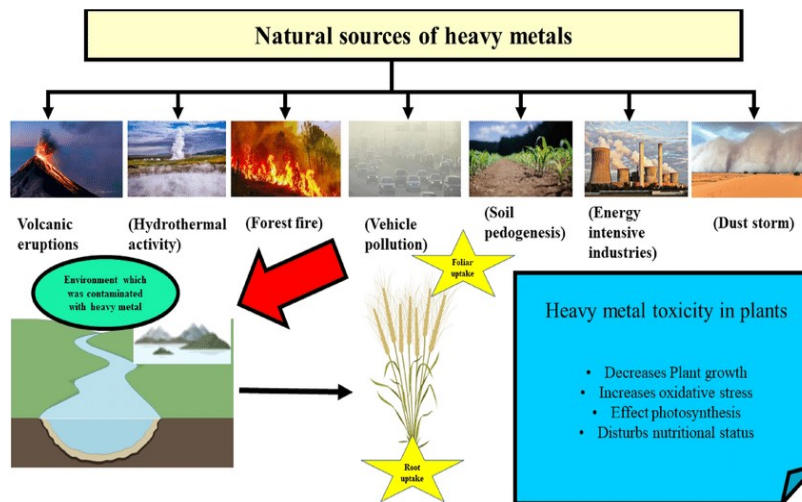


Figure 3: Natural sources, Source of Research Gate

IV. HEAVY METALS OF PROPERTIES

The heavy metals (HMs) are likely to appearance covalent bonds, manufacture these are represent toxic property. The majority significant penalty of their feature is with the purpose of they can bind covalently and unrefined groups. Therefore they outward appearance lipophilic ions and elements and they can create poisonous impact at what time

they bind to non metallic compounds of cellular macro molecules. Suitable just before becoming lyophilic, heavy metals division in the atmosphere along with their noxious reply differ from the activity of uncomplicated ionic found is the similar elements. Example to lyophilic complex is tributyltin oxide and methylated form of arsenic (As) why are highest noxious. Examples of binding to non-metallic essentials is the fastening of lead (Pb) & mercury (Hg) to sulphur group's protein. The entry of HMs in human takes place by from the four ways, intake food impure of inhalation through the environment, water the drinking polluted in addition to unpaid to touch of skin by the farming sector, medical, industrialized, inhabited and factory area.

Metals are non-biodegradable in nature and ecologically toxic. Biomes may toxic metallic ions through thrashing the vigorous element inside and the protein are deposit him within intracellular granule in the inexplicable for to been excreted in the organ's feces. When the metallic pollutants are swallowed or entered into our body system, then bioconcentration in our environment. The bioconcentration of these metals region biological addition to physiological complication. Several metal be essential for living-being and are called necessary elements which are compulsory used for diversity the bio-chemical with physico-logical function. They have been extensively used in farming, manufacturing, drug and various sector, effect of two they are have been disseminate interested in the surroundings counting with our environment, waters and lands.

Table 2: Some Importance of Heavy Metals Properties

1. Chromium Uses and Properties

Properties	Mass 7.16 g/cc Twenty one it is the most abundant complex element within the earth upper layers, and it is extracted as chromite, which are described as Siberian red Pb, indestructible, shiny, steel-grey, and somewhat active metal. Reacts with the majority of acids to produce chromium (Cr) oxide, which builds up the heavy metals' mordant content.
Uses for Cr	Glass is colored green using alloys, heavy metal earthenware, electroplating, fleece tanning, artificial ruby production, colorants, and Cr salt.
Effects on humans	Oral consumption of Cr typically results in acute poisoning and a variety of symptoms, toxic nephritis, and liver damage including: nausea, vertigo, coma, and bereavement. Chronic poisoning can result from repeatedly coming into touch with the skin or breathing Cr. The following conditions are brought on by Cr: allergic touch dermatitis and eczema, gingivitis, mucous membrane irritation, bronchitis, liver and kidney illness, and chrome holes, particularly in the nose, forearms, hands, fingers, sinusitis, and pneumonia and lung cancer.
Food source of Cr	Foods such grains, fruits, vegetables, meats, and shellfish.

Sources: A.D. Dayan, A.J. Paine. (2000), W.H.O. (2000), J. Barnhart (1997), ATSDR (2012). and Sabine martine (2009).

2. Arsenic Uses and Properties

Properties	55th most abundant metal, mass 5.74 g/cc, found in three, allotropic forms. Minerals, discovered include: Arsenopyrite, which are composed of iron arsenic sulfide, Realgar, also known as the "ruby of arsenic," Orpiments, an marble tranquil of arsenic sulfide, Energize, composed of a Cu, As, sulfate salt, and Bright silvery-grey in color Brittle.
Uses for As	Wood preservation, glass construction using specified types, formulations of insecticides, Gallium arsenide, for example, is a doping agent used in semiconductors to transform electric current inters laser light, pyrotechnics, and bronze manufacturing current.
Effects on humans	Lung discomfort, skin changes, and gastro-intestinal system irritation are all consequences of inorganic arsenic toxicity. increased risk of cancer, decreased generation of both white blood cells and red blood cells, miscarriages and infertility heart issues, Deoxyribonucleic acid (DNA) damage and brain damage Although organic arsenic does not alter DNA and is not carcinogenic, it may cause nerve damage and disturbances in the belly.
Food source of As	It is the dairy products and Cereal, fish and shellfish, Meat and poultry,.

Source: WHO. (2000), G.W.C. Kaye, T.H. Laby.(1986), W.M. Haynes, W.M. Haynes Ed.(2020), ATSDR (2007), Sabine martine (2009).

3. Cadmium Uses and Properties

Properties	Green-ockite, a mineral composed of Cr and S silvery bluish tint metal, is the only mineral found. Its density is 8.68 g/cc making it the 64th most plentiful metal. It is frequently found in combination with zinc. DNA and does not cause cancer).
Uses for Cd	Fertilizer with phosphate fertilizer, Pesticides (Insecticide, fungicide and herbicide), glassware coloring, nickel-cadmium battery, corrosion resistant plating, plastic additives, and nuclear reactors are just some examples.
Effects on humans	Nephrite toxicity, which predominantly affects the kidneys, infertility brought on by a malfunction of the reproductive system, changes in calcium metabolism, fractured bones psychological conditions, digestive system issues, problems with the central nervous system, DNA damage, deficits in the immune system, and Renal dysfunction, cancer, osteoporosis, and Itai-Itai disease is allegedly ecotoxic and genotoxic to flora and fauna.
Food source of Cd	It is the Shrimps, Mushrooms Shellfish, Mussels, Dried seaweed, and Liver.

Source: G.W.C. Kaye, T.H. Laby,(1986), W.M. Haynes, in: W.M. Haynes Ed.(2020), ATSDR. (2005), IARC. (1993).

4. Lead Uses and Properties

Properties	Mass: 11.4 g/cc, the thirty seven th-richest metal, found in the lead sulfide-containing mineral ore known as galena, which can also contain silvery, copper and zinc. It is the dull silver-grey metals that can be effortlessly handled.
Uses for Pb	second-hand in the history for: hair dyes, lead glazes for pottery, pesticides (Insecticide, fungicide and herbicide) and lead-acid batteries for automobiles coverings for computer screens that protect from radiation Ammunition and projectiles, Pb gemstone glass, wire cover, athletic apparatus, diver weight belts, canisters for corrosive chemical, roofing materials, stained glass windows, and Pb pipes are some examples of these products.
Effects on humans	High blood pressure, miscarriages, low birth weight babies, stillbirths, injuries to the kidneys, a brain damage, severe agony, and pica sperm injury, peripheral nerve damage indications of encephalopathy, iron shortage brought induced by a disturbance in the production of hemoglobin cognitive dysfunction, The development of the brain and central nervous system is disrupted in youngsters, and intellect is removed. decreasing educational
Food source of Pb	It is the Grains, Seafood, Wine Fruits, Red meat and vegetables, and Soft drink.

Source: G.W.C. Kaye, T.H. Laby.(1986), W.M. Haynes, in: W.M. Haynes Ed.(2020), WHO. 2018), ATSDR (2007).

5. Zinc Uses and Properties

Properties	Mass: 7.132 g/cc Twenty four the majority plentiful metals, Silver white metalloid with a blue tinge tow if the mainly general ores are zinc blende, made up of calamine made up of zinc silicate zinc supplied, and, Tarnishes in air and necessary constituent.
Uses for Zn	1. Die-casting and galvanization to prevent corrosion in metals. 2. Products made using zinc oxide include paint, electrical apparatus, batteries, plastic, ink, textiles, cosmetics, soap, deodorant, anti-dandruff shampoo, weapons, rubber and others. 3. Fluorescent lights, X-ray screens, and luminescent paint all contain zinc sulfide.
Effects on humans	nausea, vomiting, and cramping in the abdomen Low levels of high-density lipoprotein (HDL) cholesterol, anemia, difficulties with the pancreas Epigastria discomfort, anemia, a lack of copper, fatigue, Neutrogena, and immune system impairment.
Food source of Zn	Lamb, beef, cheese, sunflower seeds, and herring

Source: G.W.C. Kaye, T.H. Laby, (1986), W.M. Haynes, in: W.M. Haynes Ed.(2020), G.J. Fosmire (1990). ATSDR. (2005).

V. PHYTOREMEDIATION

Phytoremediation may be defining because the phenomenon of clearance impure areas from pollutants by emergent challenging plant. Plant obtains up, accumulation, stock up or break down this toxicant furthermore guarantee that polluted area is clean- up.

Phytoremediation is the process of eliminating toxins from contaminated environments through the establishment of dead set against plants. Plants take up, accumulate, storage, or crack downward these toxins, which aids in the purification of contaminated surroundings. Comparing phytoremediation to other breeding techniques, it is a sustainable, economical, and ecologically beneficial process. In order to pull through these contaminated by remove them through the region. It is crucial that the plants utilized in phytoremediation initially thrive in these heavily polluted locations. Recent research aims to identify plant species that are suited for this use and explore the effectiveness of phytoremediation in a variety of decorative plants. Hyperaccumulative plants are referred to as plants that are typically employed in phytoremediation techniques. These plants gather between 50 and 500 times more metal in their leaf branches and stems than there is in the soil and water. In other words, because their organs are above the soil and water, these plants can have 100 to 1000 time’s extra organic substance than non-hyperaccumulation plants (Brooks, 1998; Clemens, 2006).

The capability to accumulation metalloids like cadmium, copper, lead, nickel, and zinc allows some hyperaccumulative plants, like *Thlaspi*, *Urtica*, *Taraxacum officinale*, *Chenopodium*, *Polygonum aviculare* L. and *Allyssim*, to thrive when grown in soil and water resources containing heavy metals. As a result, it is possible to view the farming of these plants as an the meandering technique of cleaning up polluted soils and irrigate assets (EPA, 1995; Raskin et al., 1997; Milner & Kochian, 2008; Yurdakul, 2015).

VI. METHODS OF PHYTOREMEDIATION

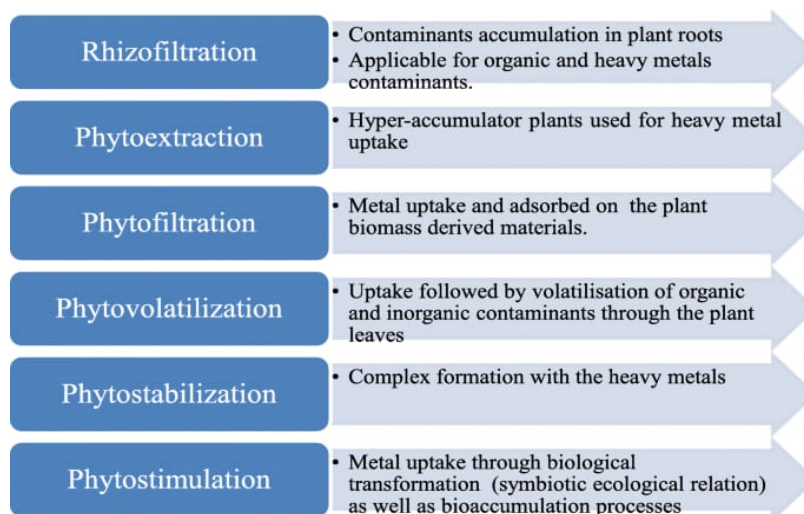


Figure 4: Phytoremediation of Methods

- 1. Phyto-Extraction:** The reducing of poisonous heavy metal through the contaminated lands by growing plant with the intention of accumulates metals. There are heavy metals to take plant from soil and water is very significant. Various plants that grown on top of waste land is called propagation mulch-up in the contaminated region can be there helpful the prevent soil erosion. E.g. Alyssum murale was recognized as the most excellent Cadmium (Cd) and Nickel (Ni) accumulator into a learn (Hansruedi, 1997; Yurdakul, 2015).
- 2. Rhizo-Filtration:** Filtration of root zone is the exclusion of poisonous metallic pollutants from Waste-water using roots of plant. It is stated that Indian mustard and Sunflower plants are valuable in Lead (Pb) exclusion, containing Lead (Pb) immersed by plants roots, in addition to is the main in reducing Lead (Pb) at maximum potential (Viatcheslav et al., 1995). It is the coastal area water polluted as Cd, As, Cu, Cr, Fe, Mn, Ni, Pb, V and Zn, Eichornia crazies was enhanced by Phyto-remediation, and Cr, Cd, Pb and As in the sprout and roots of E. crassipes. It was the report on the way to mount up the metals (Agunbiade et al., 2009; Yurdakul,2015).
- 3. Phyto-Stabilization:** Vegetative passion are to cover-up is upper exterior of soil among vegetation in the order to remove the contaminated of lower surface is the check of contacts in the contaminated soil. Avoid injure in the plants by removing of bio-availability the noxious metallic pollutants. In the several trees, such as poplars acts as pump for moving the contaminated wastewater upwards by roots, and make sure the exclusion of contaminants from lower surface (Boisson et al., 1999; Astier et al., 2014; Yurdakul,2015).
- 4. Phyto-Degradation:** A dreadful condition in the plants is the process of breach lower natural compound the plants obtain up and about in enzyme outstanding to their metabolic arrangement. Poverty found as the end result in entry, transfer, metabolic movement, and biome activity. Pb containing soil. Soil exclusive of Pb pollution be experienced by means of sunflower, sorghum and Chinese squash and ruin was experiential within the soils contain the heavy metal. (Komives & Gullner, 2005; Hamvumba et al., 2014, Yurdakul, 2015).
- 5. Phyto-Volatilization:** The plant alters its constituent structure to be unconfined into the environment by transport various metallic elements which are Hg and Se from the soil in the various sources (soil and water) on the way to the areal parts. For case in point in the revise, this be observed with the purpose of many plant variety such as Brassica and Arabidopsis can be take up heavy metals is the body within rotate them addicted to chatter outward appearance furthermore expulsion them into the atmosphere (Terzi & Yildiz, 2011). Crop variety such because Populous and Salix are generally worn a methods in the disappearance property (Pulford & Watson, 2003; Yurdakul, 2015).
- 6. Rhizo-Remediation:** Degradation of soil pollution Plants quite than doing the degradation make a niche for rhizosphere microorganisms. Such plants shrab unique metal tolerant and anti microb community in their rhiz-osphere who secrete plant hormones substances siderophores or phyto-chelators to alleviate metallic poison.

7. **Phyto-Sequestration:** Phyto-sequestration is the capability of plants to impound sure polluted soils in the rhizosphere for the exudation of phytochemicals and on the root through transportation proteins and cellular process. It removes the avidity of the noxious waste and prevents rearrangement to soil.
8. **Rhizo-Degradation:** In rhizo-degradation any plant severs down organic polluted the soil by inner and outer plant processes for microbial action. It is improved by the occurrence of the rhizosphere and much limit process than phytodegradation. The rhizodegradation is the plant surface enters to root hair.

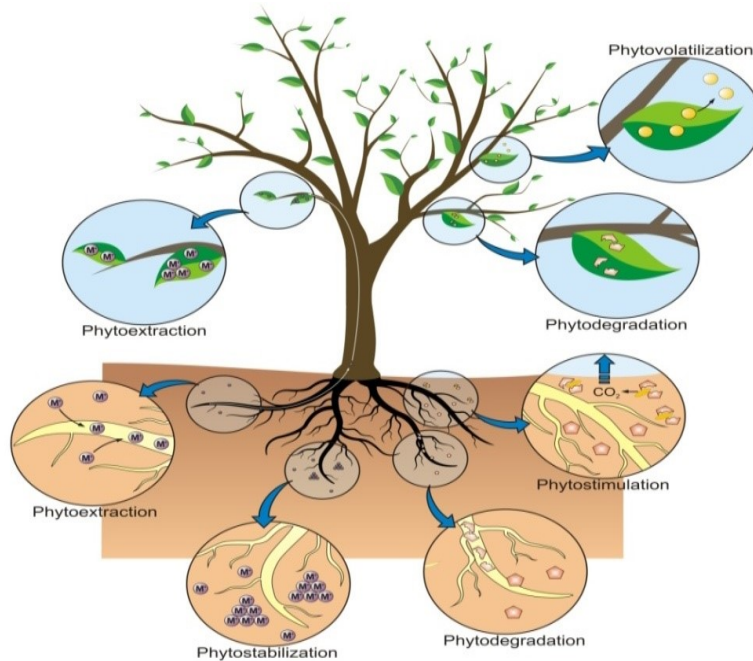


Figure 5: Methods of Phytoremediation, Source Research Gate

VII. PHYTOREMEDIATION OF ADVANTAGES AND DISADVANTAGES:

The Phytoremediation like technologies has a range of advantages and disadvantages are described in bellow.

1. Advantages of Phytoremediation

- It is a small disruptive to the atmosphere and economically viable.
- The possible to speedy and appropriate for great extreme of exterior polluted.
- It is the low expensive and condition properly managed is tow environmentally responsive and artificially gratifying to the community.
- It is minimize the leaching of foul and stabilization.
- It has relatively low continuation, easier achievement and self- variable.
- They are ecofriendly environmental pollution remediation technique.

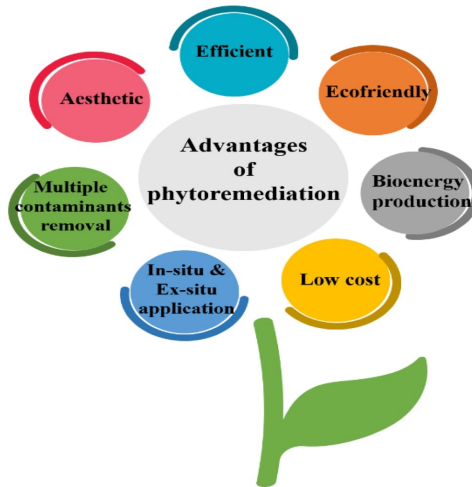


Figure 6: Advantages of Phytoremediation

2. Disadvantages of Phytoremediation

- The Phytoremediation strength necessitates utilize of a larger soil region than supplementary corrective process.
- Plant varieties of one species can be different extensively is the efficiency for phytoremediation.
- Phytoremediation is the majority flourishing only at areas with thin pollution in the land.
- This procedure possibly will not be significant for exceedingly hydrophobic polluted due to the affinity of the contaminants near continue adsorbed to the soil particles.
- Present may well be opportunity that the plant shows unfavorable impact such as possible move of polluted to an additional intermediate in the atmosphere or the food sequence and on preamble or spread of an unsuitable or invasive plant type

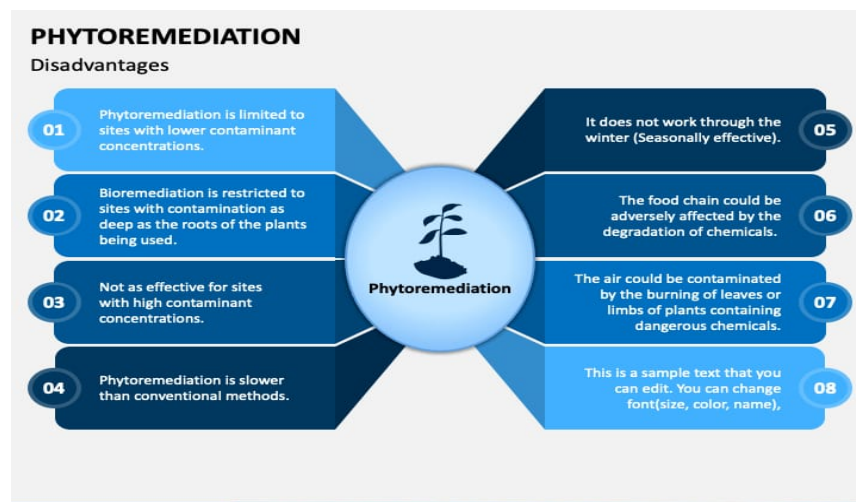


Figure 7: Disadvantages of Phytoremediation

VIII. CONCLUSION

The study of metalloid toxicity and sources it's some importance properties of heavy metals (HMs). And there are ecological impact are a universal concern owing to their moving for atmosphere, soils and irrigates. Base resting on different factor such as main source is the promising traditions of incoming the heavy metals from drinking water, air and food. Causes of different diseases in human body like-skin cancer, minimata, itai-itai and lunges diseases. All this diagnosis should be go to on the build us awake of the unfavorable impact with the aim of are being causes by these metalloid, the symptom that is the scene, and ways to reducing similar to the pollution we have from all the metalloids. So phytoremediation is the most excellent methods for the reducing of metalloids from the contaminated soils. Phytoremediation is an eco-friendly and highly related to suitable operation of treatment process. This topic is main objective the study heavy metals and phytoremediation and reducing of heavy metals from the soils.

REFERENCES

- [1] A.D. Dayan, A.J. Paine, Mechanisms of chromium toxicity, carcinogenicity and allergenicity: review of the literature from 1985 to 2000, *Hum. Exp. Toxicol.* 20 (2001) 439–451.
- [2] Achal V, Pan X. and Zhang D. (2012). Bioremediation of strontium (Sr) contaminated aquifer quartz sand based on carbonate precipitation induced by Sr resistant *Halomonas* sp. *Chemosphere* 89:764–768.
- [3] Agunbiade, F. O., Olu-Owolabi, B. I. and Adebowale, K. O. (2009). Phytoremediation potential of *Eichhornia crassipes* in metal-contaminated coastal water. *Bioresource Technology*, 100(19): 4521–4526.
- [4] Alloway B. (2012). Trace metals and metalloids in soils and their bioavailability: heavy metals in soils. Springer Press, Losndon.
- [5] Anderson D, Yu TW, Phillips BJ and Schmezer P. (1994). The effect of various antioxidants and other modifying agents on oxygen radical-generated DNA damage in human lymphocytes in the comet assay. *Mutat Res* 307:261–271.
- [6] Astier, C., Gloaguen, V. and Faugeron, C. (2014). Phytoremediation of cadmium contaminated soils by young douglas fir trees: Effects of cadmium exposure on cell wall composition. *International Journal of Phytoremediation*, 16: 790- 803.
- [7] ATSDR Toxicological Profile for Chromium, 2012.
- [8] ATSDR Toxicological Profile for Lead, 2007
- [9] ATSDR Toxicological Profile for Zinc, 2005
- [10] Boisson, J., Ruttens, A., Mench, M. and Vangronsveld, J. (1999). Evaluation of hydroxyapatite as a metal immobilizing soil additive for the remediation of polluted soils. Part I. Influence of Hydroxyapatite on Metal Exchangeability in Soil, Plant Growth and Plant Metal Accumulation. *Environmental Pollution*, 104: 225-233.
- [11] Brooks R. R. (1998). Plants That Hyperaccumulate Heavy Metals: Their Role in Phytoremediation, Microbiology, Archaeology, Mineral Exploration and Phytomining, CAB International, New York, p. 380.
- [12] Centeno JA, Tchounwou PB, Patlolla AK, Mullick FG, Murakat L, Meza E, Gibb H, Longfellow D and Yedjou CG. (2005). Environmental pathology and health effects of arsenic poisoning: a critical review. In: Naidu R, Smith E, Smith J, Bhattacharya P (eds) *Managing arsenic in the environment: from soil to human health*. CSIRO, Adelaide.
- [13] Clemens, S. (2006). Toxic metal accumulation, responses to exposure and mechanisms of tolerance in plants. *Biochimie*, 88(11): 1707-1719.
- [14] Deaglio S, Canella D, Baj G, Arnulfo A, Waxman S and Malavasi F. (2001). Evidence of an immunologic mechanism behind the therapeutic effects of arsenic trioxide on myeloma cells. *Leuk Res* 25:237–239.
- [15] EPA. (1995). Contaminants and remedial options at select metals-contaminated sites, EPA/540/R-95/512.6.
- [16] G.J. Fosmire, Zinc toxicity, *Am. J. Clin. Nutr.* (1990) 225–227.
- [17] G.Q. Yang, S.Z. Wang, R.H. Zhou, S.Z. Sun, Endemic selenium intoxication of humans in China, *Am. J. Clin. Nutr.* 37 (1983) 872–881.

- [18] G.W.C. Kaye, T.H. Laby, Tables of Physical and Chemical Constants, fifteenth ed., John Wiley and Sons Ltd, United States, 1986.
- [19] Goyer RA. (2001). Toxic effects of metals. In: Klaassen CD (ed) Cassarett and Doull's toxicology: the basic science of poisons. McGraw-Hill, New York, NY, pp 811–867.
- [20] Hamvumba, R., Mataa, M., and Mweetwa and A. M. (2014). Evaluation of sunflower (*Helianthus annuus* L.), sorghum (*Sorghum bicolor* L.) and Chinese cabbage (*Brassica chinensis*) for phytoremediation of lead contaminated soils. *Environment and Pollution*, 3(2): 65-73.
- [21] Hansruedi, F. (1997). Field trials for in situ decontamination of heavy metal polluted soils using crop of metal-accumulating plants. *Zeitschrift für Pflanzenernährung und Bodenkunde*, 160: 525-529.
- [22] Harris CC. (1991). Chemical and physical carcinogenesis: advances and perspectives. *Cancer Res* 51:5023s–5044s.
- [23] Herawati N, Suzuki S, Hayashi K, Rivai IF and Koyoma H. (2000). Cadmium, copper and zinc levels in rice and soil of Japan, Indonesia and China by soil type. *Bull Env Contam Toxicol* 64:33–39.
- [24] IARC, WHO Beryllium, Cadmium, Mercury, and Exposures in the Glass Manufacturing Industry, IARC, 1993.
- [25] J. Occurrences Barnhart, Uses, and properties of chromium, *Regul. Toxicol. Pharmacol.* 26 (1997) S3–S7.
- [26] Liu Y, Guyton KZ, Gorospe M, Xu Q, Lee JC and Holbrook NJ. (1996). Differential activation of ERK, JNK/SAPK and P38/CSBP/RK map kinase family members during the cellular response to arsenite. *Free Radic Biol Med* 21:771–781.
- [27] Mani D, Sharma B, Kumar C and Balak S. (2012). Cadmium and lead bioaccumulation during growth stages alters sugar and vitamin C content in dietary vegetables. *Proc Natl Acad Sci India Sect B Biol Sci* 82(4):477–488.
- [28] Milner, M. J. and Kochian and L. V. (2008). Investigating heavy-metal hyperaccumulation using *Thlaspi caerulescens* as a model system. *Annals of Botany*, 102: 3-13.
- [29] Morton WE and Dunnette DA. (1994). Health effects of environmental arsenic. In: Nriagu JO (ed) *Arsenic in the environment part II: human health and ecosystem effects*. Wiley, New York, NY, pp 17–34.
- [30] National Research Council. (2001). *Arsenic in drinking water*.
- [31] Niu Z, Sun L, Sun T, Li Y and Wang H (2007). Evaluation of phytoextracting cadmium and lead by sunflower, ricinus, alfalfa and mustard in hydroponic culture. *J Environ Sci* 19(8):961–967.
- [32] NRCC. (1978). *Effects of arsenic in the environment*. National Research Council of Canada, Ottawa, pp 1–349.
- [33] Pandey SS, Bagg D., (2013). Phytoremediation an Alternative, *International Journal of Environment Engineering and Management*. 4:483-488.
- [34] Patlolla A, Barnes C, Yedjou C, Velma V and Tchounwou PB. (2009). Oxidative stress, DNA damage and antioxidant enzyme activity induced by hexavalent chromium in Sprague Dawley rats. *Environ Toxicol* 24:66–73.
- [35] Porter AC, Fanger GR and Vaillancourt RR. (1999). Signal transduction pathways regulated by arsenate and arsenite. *Oncogene* 18:7794–7802.
- [36] Pulford, I. D. And Watson C. (2003). Phytoremediation of heavy metal-contaminated land by trees: A review. *Environment International*, 29: 529-540.
- [37] Raskin I., Smith R. D. and Salt, D. E. (1997). Phytoremediation of metals using plants to remove pollutants from the environment. *Curr. Opin. Birstechnol*, 8: 221- 226.
- [38] Sabine Martin, Griswold Wendy Human Health Effects of Heavy Metals, *Environ. Sci. Technol. Briefs Citizens* (2009).
- [39] Saleha Banu B, Danadevi K, Jamil K, Ahuja YR, Visweswara Rao K and Ishap M .(2001). *In vivo* genotoxic effect of arsenic trioxide in mice using comet assay. *Toxicology* 162:171–177.
- [40] Shallari S, Schwartz C, Hasko A and Morel JL. (1998). Heavy metals in soils and plants of serpentine and industrial sites of Albania. *Sci Total Environ* 209:133–142.
- [41] Soignet SL, Frankel SR, Douer D, Tallman MS, Kantarjian H, Calleja E, Stone RM, Kalaycio M, Scheinberg DA, Steiner P, Sievers EL, Coutré S, Dahlberg S, Ellison R and Warrell RP Jr. (2001). United States multicenter study of arsenic trioxide in relapsed acute promyelocytic leukemia. *J Clin Oncol* 19:3852–3860.
- [42] Tchounwou PB, Ishaque A and Schneider J. (2001). Cytotoxicity and transcriptional activation of stress genes in human liver carcinoma cells (HepG₂) exposed to cadmium chloride. *Mol Cell Biochem* 222:21–28.

- [43] Tchounwou PB, Patlolla AK and Centeno JA. (2003). Carcinogenic and systemic health effects associated with arsenic exposure: a critical review. *Toxicol Pathol* 31:575–588.
- [44] W.M. Haynes, in: W.M. Haynes (Ed.), *CRC Handbook of Chemistry and Physics*, 92nd ed., CRC Press, Florida, (2011). Apr 12, (2020).
- [45] WHO Air Quality Guidelines for Europe, second ed., (2000).
- [46] WHO Lead poisoning and Health, Available online: <http://www.who.int/en/newsroom/factsheets/detail/lead-poisoning-and-health>. (Accessed 29 June (2018)).
- [47] Wojcik M and Tukiendorf A (2004). Phytochelatin synthesis and cadmium localization in wild type of *Arabidopsis thaliana*. *Plant Growth Regul* 44:71–80.
- [48] Yurdakul, I. (2015). Phytoremediation techniques and importance in contaminated soils and waters. *TÜTAD-Turk J Agric Res.*, 2: 55-62.