

FUNDAMENTAL INTRODUCTION OF LIQUID CRYSTALS

Abstract

Liquid crystals (LCs) represent a distinct state of matter that exhibits both fluidic and crystalline properties, possessing remarkable optical and electro-optical characteristics. This abstract offers a foundational overview of liquid crystals, outlining their fundamental properties, classification, and applications. Initially discovered in the late 19th century, LCs have garnered significant attention due to their unique behavior, which arises from the anisotropic orientation of their molecules. This orientation can be influenced by external factors such as temperature, electric field, or pressure, leading to various mesophases including nematic, smectic, and cholesteric phases. Understanding the molecular arrangement and dynamics within these phases is crucial for exploiting LCs in diverse applications, ranging from displays and photonics to sensors and drug delivery systems. The versatility of LCs stems from their ability to respond to external stimuli with rapid reconfigurability, making them indispensable in modern technology. Additionally, advancements in LC research have led to the development of novel materials such as polymer-dispersed LCs and lyotropic LCs, further expanding their utility. This abstract serves as a primer for researchers and enthusiasts alike, providing insights into the intriguing world of liquid crystals and paving the way for future innovations in this field.

Keywords: Liquid crystals, reconfigurability, calamitic mesogens, liquid crystal display.

Authors

Dr. Sunil Kumar Mishra

Department of Chemistry
M. L. K. P.G. College
Balrampur, Uttar Pradesh, India.

Dr. Arun Kumar

Department of Chemistry
M. L. K. P.G. College
Balrampur, Uttar Pradesh, India.

I. LIQUID CRYSTAL

As we know that there are basically four states of matter Solid, Liquid, Gas and Plasma. Under specific circumstances, the state of liquid crystal is possible. The molecular structure of liquid crystals is similar to a rod, and they feature rigid long axes and potent dipoles [1]. These above properties are some unique properties of liquid crystal. The arrangement of molecules in liquid crystal falls in between the arrangement of molecules in solid and liquid phases. The following diagrams display the molecular alignment in each of these phases.

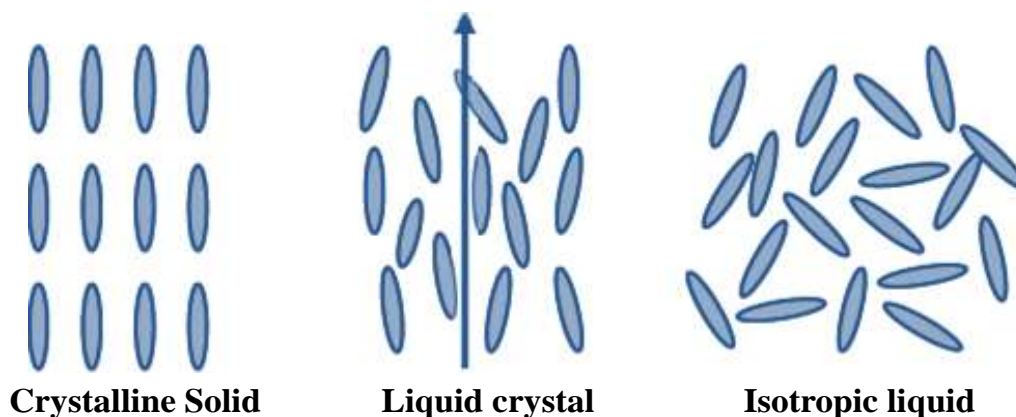


Figure 1: Different phases of liquid crystal molecules

If we talk about the history of the liquid crystal, it was first examined by Austrian botanical physiologist Friedrich Reinitzer in 1888 [1, 2].

He was examining on various derivatives of cholesterol by cooling or heating. When REINITZER was studying on cholesteryl benzoate, he found a remarkable property that was shown by this (cholesteryl benzoate). That remarkable phenomenon of the cholesteryl benzoate was its two distinct melting points.

When cholesteryl benzoate is heated to 293.9°F, or 145.5°C, it melts into a murky or hazy liquid. When heated further to 353.3°F, or 178.5°C, the cloudiness or haziness disappears, and the liquid turns transparent or clear. This phenomenon can be reversed, it should be highlighted. The liquid crystal phase is a unique state of matter that is often attributed to the pioneering work of Friedrich Reinitzer. Liquid crystal shows strange property in different types of applications. In this era liquid crystals are playing outstanding role because of their unique properties and uses. Thus we see that here a term arises known as liquid crystal. As it is clear that the intermediate phase between the solid and liquid is called liquid crystal. In other words it can be said that liquid crystal is state of the matter in which it has liquid like as well as crystal like properties.

It sometimes becomes very difficult to differentiate between a crystal and liquid crystal state. An isotropic crystal has not any orientation order. There is an order parameter (S) [3] which is used to determine how much order is present in a material. $S = \frac{1}{2} \langle 3\cos^2\theta - 1 \rangle$, where θ = angle formed by each molecule's long axis and director.

The average of all the molecules in the sample is shown here in brackets. It should be noted that the value of the term containing cosine term, which going to be averaged, is zero for an isotropic liquid hence the order parameter is equal to zero. The average cosine term is such that this order parameter becomes one for perfect crystal.

Due to the dynamic motion of the molecule, the order parameter typically has a value in the liquid area between 0.3 and 0.9 and varies precisely with temperature [3]. Anisotropy is a phenomenon that results from the liquid crystal molecule's propensity to point in one direction. It denotes that a material's characteristics are affected by the trajectory in which they are measured. Because liquid crystal is anisotropic, scientists and engineers employ it for a variety of applications that take use of its distinctive optical properties.

- The molecule's shape is anisotropic. If the molecule contains flat segments, for example, liquid crystalline is more like to happen, ring of Benzene.
- The molecule's backbone, which is composed of double bonds and is reasonably rigid, defines its long axis.
- Strong dipoles and readily polarizable groups appear to be crucial in the molecule.

II. CHARACTERIZING LIQUID CRYSTAL

These variables, each gives information on how much organized the liquid crystal sample is. The degree to which a typical molecule or collection of molecules exhibit translational symmetry is known as positional order.

Adaptation order, as stated above is the measurement of the mote propensity to distribute along the direction over lengthy period of the time. A line connecting along the centers of the closest neighbor molecules is described by the orientation order without the need for the uniform spacing along that line. As a result, there is positional order that is only short-range along the line of the centers but is rather long-range in a relation to that line. (checkout the CHANDRASHEKHAR'S Liquid Crystal for discussion of hexatic phases in texts.)

A circumstance where there are multiple phases are seen in the mesogenic state, is known as polymorphism, and it is present in the majority of liquid crystal compound. The "sub-phase" of these materials is referred to as Mesophase [1]. The level of organization in a sample can be altered to create mesophases, which can be achieved by enforcing order in just one or two dimensions or by permitting some level of translational movement among the molecules. The subsequent section provides additional information on mesophases in liquid crystals.

III. ORIENTATION AND POSITIONAL ORDER

According to the study, molecules are not ordered in a liquid but are ordered in a crystal. In contrast to liquids, where order is only oriented, positional order exists in crystal. The molecules mesophase have some locational order as well as some orientational organization. The value of latent heat indicates how much order a crystal loses when it becomes liquid crystal. A crystal to liquid transition typically occurs at a value of roughly 250J/g.

When a liquid crystal transform into a liquid, the latent heat is significantly reduced to roughly 5J/g.

In the simplest liquid crystal phase, every direction perpendicular to the director is equivalent; the azimuthal angle ϕ has no effect on the orientational distribution function. In order to specify the degree of order in such a liquid. An order parameter called crystal phase is established.

IV. THE LIQUID CRYSTAL PHASE

The crystal substance between solid i.e. crystalline and liquid i.e. isotropic state of matter, it is a separate phase known as "state". There exist different varieties of the liquid crystal phases.

- 1. Nematic:** The nematic mesophase is characterized by the alignment of the molecular long axes in a preferred direction, which gives the molecules a long-range orientational order" means that in the nematic mesophase, the molecules exhibit a particular arrangement where their long axes are aligned in a specific direction. This alignment creates a long-range orientational order, which means that the molecules have a predictable orientation over a large distance. This order is a defining characteristic of the nematic mesophase, which is a type of liquid crystal phase that exhibits both liquid and solid-like properties [4]. No long-range order can be found in the locations of the mass centers of molecules. A director is considered to as the one who executes a project most skillfully. A unit vector $n(r)$ indicates the orientation of the director

The molecule can rotate along their long axes in a nematic structure and even if their ends differ, there is no favored arrangement for them. Determining the director and the molecular adjustment in the nematic phase requires a mathematically rigorous definition because the mark or note of the directors has no sensible meaning.

Nematic phases have low viscosity [4] due to their great mobility, which is very similar to isotropic liquids, with exception that the parallelism of long axis causes the anisotropy of many physical parameters.

As a result, the nematic liquid crystals have anisotropic optical properties (double refraction), viscosity, magnetic susceptibility, electric conductivity and thermal conductivity.

The most popular methods for characterizing nematic mesophases are solid state NMR, IR Raman spectroscopy, POM (polarized optical microscopy), DSC (differential scattering calorimetry) and X- ray Scattering at wide and small angle (WAXS, SAXS) [5].

- 2. Cholesteric:** The cholesteric mesophase shares similarities with the nematic phase in that the molecules lack long-range positional order in their mass core but they still exhibit long-range organizational patterns. Unlike the nematic phase, the cholesteric phase displays a consistent variation of the director throughout the medium, even without any external force. To obtain the director distribution in the cholesteric phase, one can

imagine rotating a nematic phase that is aligned along the y axis around the x axis. In each plane that is perpendicular to the twist axis, the long axes of the molecules align in a particular preferred direction, while in a series of parallel planes, this direction rotates uniformly [6].

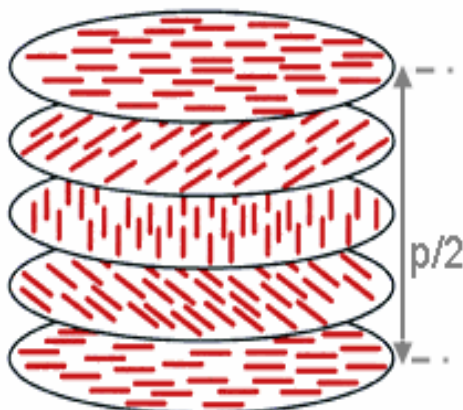


Figure 2: Schematic diagram of cholesteric liquid crystal

Utilizing chiral liquid crystals with helical structures, cholesteric liquid crystal displays are used. Chiral nematic liquid crystal, or cholesteric liquid crystal, is another name for it. The way they organise themselves is in layers, but there is no locational ordering inside the layers; instead, the layers are connected by a director axis that shifts. Regularly and regularly, the director axis changes. The duration required to complete a full 360° rotation is P , and that is how this variation's pitch is determined. The wavelength of the light reflected depends on this pitch (Bragg's reflection). The distance that describes the secondary structure of a cholesteric, which is the length along the twist axis for a full rotation of the director, is referred to as the pitch (P) of the cholesteric. If the vectors n and $-n$ are equivalent, then the actual periodicity length of the cholesteric is only half of the pitch distance [7]. The flow of the temperature, the composition of the chemical and the magnetic fields and electric fields which are going to be applied, are all factors that can vary the pitch significantly.

- 3. Smectic:** A crucial feature of a smectic mesophase is its stratification that put smectic in a different category from cholesteric or nematic ones. The molecules are stacked in layers and, in addition to the orientational ordering, show spatial correlation in their positions [8]. Layers can easily move over one another. It has been observed that there are different types of the smectic on the basis of molecular arrangement.

The molecules in smectic A lack lengthy crystallographic ordering and are perpendicular to the layers. A smectic C has biaxial symmetry because the preferred molecular axis is oriented away from the layers. A smectic B has hexagonal crystalline arrangement within its layers. Smectics don't always consider the straight forward shape when they are sandwiched between glass substrates. In order to fit the substrate, the layers deform and can skid over one another in order to balance their thickness. These edges can cause the focal conic texture to look like general texture created by smectic [9].

Several substances exhibit the mesophases known as nematic or cholesteric, as well as smectic. In general, the degree of crystalline structure is greater in the lower temperature phases. Nematic mesophases tend to occur at higher temperatures compared to smectic mesophases, which appear in the sequence $A \rightarrow B \rightarrow C$ as the temperature decreases.

- 4. Columnar:** In this mesophase, a special class of liquid crystalline phases molecules come together to form, cylindrical formations. These liquid crystals were initially given the name discotic liquid crystals. This form of matter currently referred to as columnar liquid crystals as a result of new discoveries that reveal several of these liquid crystals to be composed of non-discord mesogens. The wrapping motive of the columns, determine how columnar liquid crystal are categorized. For instance, molecules don't form columnar assemblages in columnar nematic instead they just suspended with their small axes equidistant to one another. There are other columnar liquid crystals consist of hexagonal, tetragonal, rectangular and herringbone lattice for the arrangement of columns in two dimensions [10].

V. TYPES OF LIQUID CRYSTAL

A crystalline solid also known as a completely ordered crystal is a substance with a structure that exhibit long range order of the molecular position in 3 dimensions. When the molecules of a totally ordered crystal is heated, the molecules within the lattice expand due to thermal motions and the shaking movement becomes so strong that the regular arrangements of molecules are battered with absence of long-range positional and orientational order to create the disorderly isotropic liquid one or more intermediate phase referred to as mesophases that take place as the temperature rise are responsible for this process.

Liquid crystalline mesophases have physical characteristics including permittivity, refractive index, elasticity, and viscosity because of the partial orientational ordering of their constituent molecules. They vary in amplitude from one direction to next because they are anisotropic, long, confined, lath like and rather stiff molecules make up most mesogenic substances. Strong intermolecular forces of attraction that because of the rod like structure, are anisotropic in nature hold the molecules of the crystal state together different varieties of liquid crystal can be categorized on the basis of molecules that are mesogenic and their geometrical structure put in this section what you want altered. Different types of the liquid crystal can exhibit crystalline characteristics depending on the environment and various physical factors. French Physicist Friedel studied the small liquid crystal layers that developed on the table glass during melting. He discovered that the chemical makeup of the liquid crystal compounds produced only a few different types of optical images Friedel suggested categorizing liquid crystal according to the optical picture produced by the arrangement of the molecules in the sample. Lyotropic and Thermotropic liquid crystals are two forms of liquid crystal [11].

- 1. Lyotropic Liquid Crystal:** Mesophases are made up of more than one component (i.e. two or more) that at specific concentration ranges, display liquid crystalline qualities. These are obtained by dissolving a substance at the proper concentration in a solvent. Solvent molecules surround the substance in the lyotropic phases to create fluidity in the system. The most typical system includes water and amphiphilic molecules which include lipid, soap and detergent. A substance made up of two inseparable hydrophilic and

hydrophobic sections of the same molecule that, depending on how their volume balances out, exhibit the characteristics of lyotropic liquid-crystalline molecules.

Lyotropic liquid crystal is created by the nanometer – scale, micro- phase segregation of two incompatible components. Lyotropic mesophase is formed by compounds that have certain important components, namely a flexible chain that is lipophilic, which is called the tail, and a polar head group that can either be ionic or non-ionic. The tail typically consists of an alkyl chain that contains anywhere from six to twenty methylene groups. A genuine molecular mixture is created when amphiphilic molecules or surfactants are dissolved in a polar solvent, even at low surfactant concentrations. When the concentration reaches a threshold level, the polar groups contain the interface with the polar solvent and create micelles-small aggregates with a limited size [12].

Mesophase of Lyotropic Liquid Crystal: This distinguishes the newly created liquid crystalline state from the small or low molar mass liquid, for example 5CB, that is shaped like a solvent rod. A molecule needs to be stiffed a rod-shaped in order to exhibit liquid crystal properties.

This is achieved through the joining of two rigid cycle unit and as a result of these joining groups, the resulting compounds have a linear planer conformation. Due to their ability to restrict rotational flexibility, linking units with numerous bonds like (-CH=CH-), (-CH=N-N=CH-) and (-N=N-) are utilized. Soap dissolving in water, living things, biological membranes, DNA, etc. are examples of lyotropic phases that are created. Various phospholipids and soaps are excellent examples of lyotropic liquid crystal.

- 2. Thermotropic Liquid Crystal:** At a specific range of temperatures, thermotropic mesophase can be produced. As linear and unsystematic optical characteristics, thermotropic liquid crystals are commonly used. Thermotropic liquid crystals are the temperature dependent. Consequently, molecule's increased thermal motion at the melting point, the substance transforms from a solid into a liquid crystal phase. Under the ambient temperature, this process is taking place. When a glass state transitions to a liquid crystal phase, a mesomorphic compound that exists in each glass state does so. Melting point stands for the temperature when a lucid enters a mesophase, whereas clearing point refers to the temperature where a mesophase transitions to an isotropic action.

Although many liquid crystal materials can form a regular crystal at low temperatures, excessive heating will result in the disordered thermal motion disrupting the arrangement of the mesophase and causing the substance to transition into the standard isotropic liquid phase. [13].

The complex molecular structure of thermotropic liquid crystals, which is frequently shown as "rigid rods," is particularly striking. These rigid rods interact with one another to create unique, organized formations. Materials that exhibit thermotropic liquid crystal property, are often organic or organic compounds that incorporate metals. There are a select few chemical substances that exhibit this liquid crystal characteristic.

While soft parts of the molecules contain paraffinic chains, the stiffness is accounted for by the aromatic and some non-aromatic cores. To get a specified

anisotropic shape for the molecule, these two different phases are joined in a particular way. The mobility in these systems is given by the flexible chains or large amplitude motions of the molecules.

The orientational order is produced by the parallel arrangement of anisotropic molecules and amphiphilicity and particular attractive forces are primarily responsible for the positional order. The effectiveness of these molecular interactions is determined by permanent dipole moments and degree of anisotropy [13].

Therefore, the molecular shape, when deciding how the liquid crystalline phases develop and take different forms, anisotropy is a key factor. Calamitic, polymeric, discotic, and banana-shaped liquid crystals are categorized as thermotropic by Friedel.

VI. CLASSIFICATION OF THERMOTROPIC LIQUID CRYSTAL AND THEIR MESOPHASES

The several forms of liquid crystal phases can be distinguished by their molecular shape and low molar mass. Based on the unique anisometric geometry of the mesogenic molecules, liquid crystal phases are frequently categorized. There are many different liquid crystal phases that have been seen, depending on the chemical makeup and form of the mesogenic molecules that make them up as well as external factors like temperature and pressure. These traditional liquid crystals frequently resemble rods, or calamitic or discotic mesogens, in shape. Both instances include compounds that can be classified as cylinders with significant structural anisotropy. The mesogens, which are free to spin about their fundamental molecular axis, are represented by these cylinders as their average or effective shape.

VII. CALAMITIC LIQUID CRYSTAL

Molecules in calamitic mesogens are rod-like in structure and rather stiff in their center. These flexible chains or polar groups, known as terminal groups, are joined to the central portion. A permanent dipole moment or anisotropic polarization should also be present in the molecules. The degree of spatial and directional order, calamitic mesogens can have one of three types of mesophases: nematic, cholesteric, or smectic.

VIII. LIQUID CRYSTAL DISPLAY

A liquid crystal display is a smooth-panel display or optical device which is managed by electronically, that uses liquid crystals to modulate light. Instead of producing light directly, liquid crystal displays use a reflector to create pictures that can be either color or monochromatic. There are Liquid crystal displays which have ability to represent erratic visuals (similar on the general-purpose computer display) or fixed images with little visible or occlusive information. There is a device whose name is seven segment display device which is frequently used in clock. The only difference between them is that while both use the same basic technology, some displays use larger parts and others use arbitrary graphics made up of a number of tiny elements or pixels [15].

Numerous products such as LCD televisions, monitor of the computers, panels of the instruments, flight deck displays for aircraft, interior and outside signs, employ LCDs. Small

LCD screens are frequently seen in portable consumer electronics including smartphones, watches, calculators, digital cameras, and mobile phones. Consumer electronics goods including DVD players, video game consoles, and clocks all employ LCD screens. In almost all applications, LCD screens have taken the place of large, hefty CRT displays. Unlike CRT and plasma displays, LCD panels come in a larger range of screen sizes, from tiny digital watches to extremely large television sets.

Since LCD screens don't use phosphors, they are resistant to picture burn in when static images, such the table frame for an airline flight schedule on an indoor sign, are shown on a screen for an extended period of time. However, image persistence can occur on LCDs. Compared to a CRT, an LCD panel is more energy-efficient and safer to dispose of. It may be utilized in battery-powered electronic devices more effectively than CRTs thanks to its low electrical power consumption. By 2008, annual sales of LCD-screen televisions had surpassed those of CRT models globally, rendering CRT obsolete for the majority of uses.

IX. PROPERTIES OF LIQUID CRYSTAL

Based on molecule arrangement, orientational order, material anisotropy, and other factors, liquid crystal exhibits a variety of properties in the sensible, optical, electrical or mechanical fields, among others.

- 1. Physical Characteristics of Nematic Liquid Crystals:** In a macroscopic volume, Direction of nematic liquid crystals is typically not uniform at all, but instead varies depending on the presence of disrupting forces like convection flow or wall effects. For a significant portion of molecules, the magnetic and electric fields are even aligned. The mesomorphic condition is brought on by the intermolecular forces, which also cause the molecules to behave cooperatively. Because liquid crystals have anisotropy of diverse physical properties, their physical properties are not the same when measured in different directions. As a result, liquid crystals have a variety of uses. Here, we talked about a few significant anisotropic traits that are directly applicable to a range of liquid crystal applications [16].
- 2. Chemical Properties of Liquid Crystals:** The thermotropic liquid crystal and the lyotropic liquid crystal are the two primary divisions of liquid crystal. These two varieties of liquid crystals differ with respect to mechanism that controls their self-management, but they are almost similar. Most liquid crystals experience thermotropic transitions, which are identified with the help of the fact that conversion to the liquid crystalline form is generated by heat. It means either we raise the temperature of the solid or lower the temperature of the liquid, liquid crystalline phase will be achieved.

Enantiotropic liquid crystals undergo a change from a liquid to a mesophase state by cooling the liquid or heating the solid. On the other hand, monotropic liquid crystals can only transform from a solid to a liquid crystal state through an increase in solid temperature or a decrease in liquid temperature, but not by both methods. Thermotropic mesophases typically happen as a result of packing interactions and anisotropic dispersion forces between molecules. Lyotropic liquid crystal transitions don't involve a temperature shift like thermotropic mesophases do; instead, they are influenced by the presence of solvents. Because, the constituent mesogens aggregate into micellar structures, as a result of solvents lyotropic mesophase results.

In doing so, the solvent is separated from the freshly produced liquid crystalline state. Many chemical compounds have been found to have several liquid crystalline phases. Despite having distinct chemical compositions, these molecules share similar characteristics in their chemical and physical properties. Both discotic and rod-shaped molecules are kinds of thermotropic liquid crystal: rod-shaped molecules and discotic. In order to preserve its extended conformal, discotic, which resemble flat discs and include a core of neighboring aromatic rings, must be rigid and linear in their constituents. i.e., a molecule needs to be rigid and rod-shaped in order to exhibit the properties of a liquid crystal. Rigid cyclic unit contact is what makes this happen. The linking group should result in a linear planar conformal in the final compound. Multiple-bond connecting units like $-\text{[CH=CH]}-$, $-\text{[N=N]}-$, $-\text{[CH=CH]}_n-$, $-\text{[CH=N-N=CH]}-$ etc., these groups can be increased by conjugating with phenylene rings. And due to this reason the molecular length increases and rigidity is maintained [17].

- 3. Mechanical Properties:** The total length of the molecules affects how liquid crystal behaves mechanically. The ways that optical and mechanical approaches are used to observe the tilt angle θ can occasionally be very dissimilar. The tilt angle for mechanical tilt is typically greater for most materials than the tilt angle for optical tilt.
- 4. Electronic Transition and Ultraviolet Absorption:** The electronic characteristics of the molecule-contributing liquid crystal's constituents determine its electrical properties and processes. Because of this, the molecules in question are relatively big and have complicated energy levels. Due to the fact that existing theories are unable to adequately describe molecular structures and liquid crystal reactions, we give some well-established results from molecular theory and experimental data here. Resonant frequencies are the energy differences between these different electronic states.

If the energy level of molecules is high enough that bands are produced, these give birth to absorption bands, which are coupled by a process called a dipole transition. Given that aromatic molecules make up the majority of liquid crystals, their energy level and orbital have significant effects.

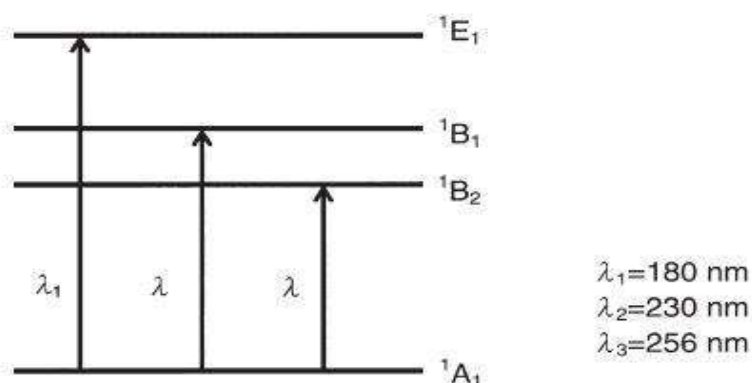


Figure 3: schematic diagram showing electronic transition in the benzene ring

These findings can be used to evaluate how liquid crystals were absorbed by benzene molecules with phenyl rings. Only electrons typically exist in a saturated cyclohexane ring or band. These electronic properties can sometimes be understood in

terms of the existence or lack of conjugation, which causes light to be absorbed over a wider wavelength range than, for instance, when an electron is present in a compound without conjugation.

X. APPLICATIONS OF LIQUID CRYSTALS

In addition to device technology, liquid crystal technology has significantly influenced numerous fields of science and engineering. Applications for this particular type of material are continually developing, and they continually offering efficient answers to a variety of issues.

- 1. Liquid Crystal Display:** Liquid crystal displays (LCDs) are the technology that uses liquid crystals the most frequently. Numerous important scientific and engineering breakthroughs have been made, and this sector has developed into industry of the several dollars [15, 18].
- 2. Liquid Crystal Thermometer:** The light having the wavelength equal to the pitch is reflected by chiral nematic (cholesteric) liquid crystals, as was previously shown. The temperature has an impact on both the color and the pitch because they are both temperature-dependent. Simply by observing the thermometer's color, you can determine the temperature with accuracy thanks to liquid crystals. Almost any temperature range can be accommodated by a device made by combining several chemicals. The chiral nematic liquid crystal's special capacity was utilized in the ring which has the property to change the color by the change of the temperature, a well-liked novelty item in the past.

More significant and useful applications have been created in a variety of fields, including electronics and medicine. It is possible to create unique liquid crystal devices. This is helpful since physical issues have a temperature that is frequently different from the tissue around them, such as tumors. Liquid crystal temperature sensors can also be employed to detect faulty connections on a circuit board by pinpointing the characteristics associated with high temperatures [19].

- 3. Optical Imaging:** Currently, optical imaging and recording are being studied as a liquid crystal application. This technology involves placing a liquid crystal cell between two layers of photoconductive material. When light enters the cell, it increases the conductivity of the liquid crystal, which generates an electric field proportional to the light's brightness. By using an electrode to capture this electric pattern, the image can be recorded onto film. Developing this technology is a challenging aspect of liquid crystal research, and it is still in the developmental stage [20].
- 4. Uses of Columnar Phase as a Promising Media for Modern Application:** Favourable interactions between the aromatic cores are the primary cause of discotic mesogens favoured self-organizing ability to create columnar mesophases. Columnar mesophases are present along the dimensional route of electric charge movement, with the inner aromatic core acting as the conducting unit and the outermost peripheral chains serving as the insulating mantle.

The columnar liquid crystal phase is crucial because it offers the chance to combine several physical qualities like optical and conducting with orientational control

of the molecular organization. Moreover, there is a capability for self-healing structural faults and ease of process. In light of this, columnar liquid crystal phases offer potential media for usage in a variety of device applications. One example of a device that uses the photovoltaic effect to transform light into electricity is the solar cell. Based on single or polycrystalline silicon cells, these are made of inorganic semiconductors. For flat-plate photovoltaic technology, single-crystalline materials in organic thin film solar cells are also promising. It is difficult and expensive to use flat plate technology, which is based on either organic or inorganic materials.

Cost and processing capabilities, a high absorption coefficient, effective photo-charge generation, and good charge carrier mobility are required for the manufacture of solar cells. Columnar liquid crystal phases made up of stacks of discotic mesogens with varying electron densities are used for this. Because columnar phases have high photo-induced charge carrier mobility, they can be used as the effective charge transport layer in xerographic and laser printing applications that need quick turnaround and high-resolution printing. Due to oscillations along the column's lengths, the columnar phase features a conductive surface layer. The molecular core spacing affects the tunneling rate exponentially, while surface fluctuations help the core move over the surface. This core separation changes when the surface is disturbed and varies with the surface. In the current situation, columnar phases are becoming more significant in the production of organic light-emitting diodes because, with the right structure design, they may function as good emitting and conducting layers.

- 5. Other Liquid Crystal Applications:** Numerous other applications exist for liquid crystals. They are applied to the nondestructive mechanical testing of stressed materials. The visualization of RF waves in waveguides is another application of this method. Their work involves the medical industry, where one task might be measuring the amount of pressure that is exerted on the ground by a walking foot. For computer aided sketching, full color “electronics –slides” erasable optical discs, and light cadence for color electronic imaging, low molar liquid crystals are used. Liquid crystals are certain to become more important in commercial and scientific applications as new qualities and varieties are explored and developed.

REFERENCE

- [1] Kawamoto, H. (2002). The history of liquid-crystal displays. *Proceedings of the IEEE*, 90(4), 460-500.
- [2] Lagerwall, S. T. (2013). On some important chapters in the history of liquid crystals. *Liquid Crystals*, 40(12), 1698-1729.
- [3] Majumdar, A. (2010). Equilibrium order parameters of nematic liquid crystals in the Landau-de Gennes theory. *European Journal of Applied Mathematics*, 21(2), 181-203
- [4] Gelbart, W. M. (1982). Molecular theory of nematic liquid crystals. *The Journal of Physical Chemistry*, 86(22), 4298-4307.
- [5] Percec, V., &Kawasumi, M. (1992). Synthesis and characterization of a thermotropic nematic liquid crystalline dendrimeric polymer. *Macromolecules*, 25(15), 3843-3850.
- [6] Mitov, M. (2017). Cholesteric liquid crystals in living matter. *Soft Matter*, 13(23), 4176-4209
- [7] Tamaoki, N. (2001). Cholesteric liquid crystals for color information technology. *Advanced Materials*, 13(15), 1135-1147.
- [8] Stephen, M. J., & Straley, J. P. (1974). Physics of liquid crystals. *Reviews of Modern Physics*, 46(4), 617.
- [9] Bohley, C., &Stannarius, R. (2008). Inclusions in free standing smectic liquid crystal films. *Soft Matter*, 4(4), 683-702.

- [10] Shimura, H., Yoshio, M., Hamasaki, A., Mukai, T., Ohno, H., & Kato, T. (2009). Electric- Field- Responsive Lithium- Ion Conductors of Propylenecarbonate- Based Columnar Liquid Crystals. *Advanced Materials*, 21(16), 1591-1594.
- [11] Collings, P. J., & Patel, J. S. (1997). Handbook of liquid crystal research.
- [12] Hiltrop, K. (1994). Lyotropic liquid crystals. *Liquid Crystals*, 143-171.
- [13] Vertogen, G., & De Jeu, W. H. (2012). *Thermotropic liquid crystals, fundamentals* (Vol. 45). Springer Science & Business Media.
- [14] Demus, D., Goodby, J. W., Gray, G. W., Spiess, H. W., & Vill, V. (Eds.). (2011). *Handbook of liquid crystals, volume 2A: low molecular weight liquid crystals I: calamitic liquid crystals*. John Wiley & Sons.
- [15] Bahadur, B. (1984). Liquid crystal displays. *Molecular crystals and liquid crystals*, 109(1), 3-93.
- [16] Demus, D., Goodby, J. W., Gray, G. W., Spiess, H. W., & Vill, V. (Eds.). (2009). *Physical properties of liquid crystals*. John Wiley & Sons.
- [17] Carlton, R. J., Hunter, J. T., Miller, D. S., Abbasi, R., Mushenheim, P. C., Tan, L. N., & Abbott, N. L. (2013). Chemical and biological sensing using liquid crystals. *Liquid crystals reviews*, 1(1), 29-51.
- [18] Chigrinov, V. G. (1999). *Liquid crystal devices: physics and applications*. Davidson, E. R., & Feller, D. (1986). Basis set selection for molecular calculations. *Chemical Reviews*, 86(4), 681-696.
- [19] Katcher, M. L., Landry, G. L., & Shapiro, M. M. (1989). Liquid-crystal thermometer use in pediatric office counseling about tap water burn prevention. *Pediatrics*, 83(5), 766-771.
- [20] Davis, J. A., Yzuel, M. J., Campos, J., Moreno, I., Marquez, A., & Nicolas, J. (2003, November). Review of operating modes for twisted nematic liquid crystal displays for applications in optical image processing. In *Wave Optics and Photonic Devices for Optical Information Processing II* (Vol. 5181, pp. 120-131). SPIE.