

# IOT CLOUD-BASED DAM MONITORING FOR TIMELY DECISION MAKING

## Abstract

Currently, there is a prerequisite for real-time monitoring of dams. The administration responsible for managing dams faces challenges in effectively monitoring dam parameters. Traditionally, smaller dams have been manually monitored, and data transmission occurs through conventional means, causing a time lag between data collection at the dam site and the decision-making level. Consequently, valuable real-time data can be lost. Experts seek readily available observed data for their studies and to track real-time changes in various parameters. Additionally, common people, particularly farmers, lack awareness about essential variables, such as dam water level, rainfall, and gate status. In addition to other challenges, they may encounter problems such as flooding, sudden backwater surges, and uncertainty regarding water availability for agriculture. This initiative aims to alleviate these issues for the Dam authority, experts, and ordinary individuals, particularly farmers. The underlying concept of this technology is to establish an IoT cloud that will monitor and deliver real-time parameters for the Dam. The main objective of the chapter is to gauge water level, depreciation, rainwater level, and dam leakage, and promptly alert the user via message and email about the water level. The relevant sensor data is gathered and stored in the database at the cloud's backend. This data can be utilized to create dashboards and facilitate further decision-making. The proposed approach primarily relies on the Internet of Things (IoT) to facilitate seamless data sharing through an IoT database.

**Keywords:** Database, Internet of Things, Information technology.

## Authors

### **Dr. E.A.Mohamed Ali**

Associate Professor  
JP College of Engineering  
Tenkasi, India.

### **Dr. M. Vinoth**

Assistant Professor,  
K.Ramakrishnan College of Engineering,  
Trichy, India.

### **Dr. K. Murugan**

Associate Professor,  
Bannari Amman Institute of Technology,  
Erode, India.

### **Dr. R.Nithya**

Associate Professor  
Vivekananda College of Engineering for  
Women,  
Tiruchengode, India.

## I. INTRODUCTION

Dams serve as the primary water supply for urban areas, playing a vital role in flood control and facilitating river navigation. Most dams are versatile structures, offering numerous benefits. Effective communication between metering systems and computer models is essential to manage the complex operations of hydroelectric power plants. Traditional surveillance techniques and water management are typically employed for dam monitoring, except for certain cases where automated water level monitoring is utilized.

The management of water supplies through dams becomes intricate due to the significant number of people dependent on them, and the presence of conflicting interests among stakeholders. The complexity is further exacerbated by limited resources and the frequent occurrence of droughts and floods, particularly affecting densely populated regions. Dam monitoring is a challenging and time-consuming process that requires gradual and continuous improvement.

To ensure swift evaluation of dam safety and access real-time water level information, it is essential to implement a novel system for managing and monitoring dam water. The "Internet of Things" (IoT) pertains to a network of interconnected devices, encompassing sensors, a communication network, and software-enabled electronic devices. This network enables seamless data exchange among connected devices, facilitating the retrieval of accurate information through the communication channel at regular intervals. By eliminating human involvement, this technology can be employed to automate dam control, enabling water to be directed based on specific requirements and collecting nationwide water data. In instances of water scarcity, it allows us to determine water availability in particular regions and efficiently redirect water, simplifying the watering process. Regularly evaluating dam stability is a critical measure to ensure their safety.

The utilization of wireless sensor networks and specialized software has enhanced the performance of dams in terms of safety management. Within the cluster of dams, various sensors such as the Water Level Sensor, Vibration Sensor, and Pressure Sensor play crucial roles in detecting water level, dam wall vibrations, and pressure exerted on the main pipeline by the dam. This integration of technology has contributed to the improved efficiency and safety of dams.

Differential pressure sensors are strategically positioned at regular intervals along the main pipeline, enabling the detection of pressure changes resulting from pipeline breaks or leaks. In the event of such occurrences, immediate alerts are sent to the observers. To optimize floodwater routing, water levels from various dams are taken into account. Live video feeds from cameras in proximity to the dams provide continuous monitoring of these areas, facilitating the identification of individuals present and enhancing public safety measures, especially during the release of water during flash floods.

Cloud-based IoT technologies are being suggested as a means to expedite decision-making in dam monitoring. These systems involve the continuous monitoring of weather conditions, dam structure, and water levels [1][2]. Through the integration of sensors and communication systems, data pertaining to dam parameters like gate position, water discharge, and water level, along with weather information such as rainfall, temperature, and

humidity, can be collected and transmitted efficiently [3]. The integration of blockchain technology provides authentication, data integrity, and traceability for sharing sensing data [4]. By ensuring the safe water level in dams and facilitating efficient flood water management, these systems aim to prevent human-induced disasters [5]. With the automation of monitoring and management operations, IoT devices can reduce the chances of errors and enable swift responses during adverse weather conditions.

The main objective of IoT technology is to enhance the intelligence of sensor ecosystems by establishing internet connections. By collecting data on sensor failures, we can improve the reliability of dams and develop more dependable technologies. The integration of big data, cloud computing, and wireless sensor networks (WSN) with IoT will further enhance dam operations. The entire data processing will occur in the cloud, enabling faster and more reliable data retrieval and issuing commands. This integration promises to advance the efficiency and effectiveness of dam operations.

## II. DAM MANAGEMENT SYSTEM

Dams and weather have a significant impact on our daily life; they are important considerations that cannot be ignored. The agriculture sector employs the most people in India's economy and contributes the most to GDP (17% in 2013–14). The Indian economy is the fifth biggest and fastest expanding in the world. As most small dams still rely on manual data observation and outdated transmission system approaches, dam authorities today are having trouble monitoring the dam and weather factors.

Dam experts require continuous monitoring of the dynamic parameters and data of the dam for their research purposes. However, they face challenges in accessing organized data due to the lack of a centralized database for dam parameters. Similarly, common individuals, like farmers, lack awareness of essential characteristics such as water level, leakage, rainfall quantity, depreciation, humidity, and others. As a consequence, farmers encounter various difficulties in agriculture, leading to reduced farm productivity. Additionally, unforeseen heavy rainfall may cause the water level of the dam to rise unexpectedly, compelling the dam administration to open the gates as a preventive measure against potential issues. Furthermore, this situation leads to a major predicament for the residents of neighbouring villages as they contend with crop flooding. Farms, communities, nearby businesses, and the lives of local inhabitants are at risk when the dam's backwater exceeds its danger level (threshold level). Manual data observation, transmission, and decision-making processes suffer from significant delays, leaving little time for prompt actions. Consequently, valuable real-time data is lost, occasionally culminating in impending disasters. The implementation of this technology aims to alleviate the challenges currently faced by the dam authority, researchers, and ordinary citizens, particularly farmers.

The concept behind this system involves developing a website that monitors and provides real-time information on weather conditions and crucial dam parameters, including water level, rainfall, dam gate position, temperature, and humidity. The observation section of the smart controller allows for the automatic transfer of sensor data into a database at specified intervals. Additionally, the device has SMS capabilities for data transmission. Furthermore, the system is equipped with an alarm that sounds to alert users about critical situations. The Indian Government aims to monitor reservoir water levels in real-time by

primarily relying on Internet-based data sharing through online databases. These databases include weather parameters for the Meteorological department and dam parameters for the government authority. This initiative aligns with the Digital India Mission, contributing to its overall objectives.

**1. Sensor Input:** This section of the system is divided into two distinct modules, as depicted in Figure 1 & 2:

- **Dam Parameters Module:** This module focuses on collecting and processing data related to various dam parameters. It includes information such as water level, gate position, and any other relevant data crucial for monitoring and managing the dam effectively.
- **Weather Parameters Module:** This module is responsible for acquiring and handling weather-related data. It encompasses data from weather sensors, providing information about temperature, humidity, rainfall, and other meteorological factors that are significant for understanding weather conditions around the dam area.

These two modules form the backbone of the automation system, capturing essential data from sensors to ensure efficient and accurate monitoring of both dam and weather parameters.

**2. DAM Parameters Module:** The dam parameters module comprises a variety of sensors that are already installed on the dam site. These sensors provide different types of outputs, with some generating analog data, while others produce digital data. For the purpose of experimentation, we took prototypes of these sensors and connected them to a smart controller.

The dam parameters module is designed to collect and monitor essential data related to the dam's operation and condition. As dams are critical structures for water management and flood control, it is essential to have real-time information about various parameters such as water level, gate position, pressure, and vibrations. To achieve this, a network of sensors is installed at strategic locations on the dam site.

Some of these sensors provide analog output, which means they produce continuous voltage signals representing the measured parameter. Analog sensors are suitable for capturing data that changes gradually over time, like water level or pressure. On the other hand, some sensors provide digital output, meaning they produce discrete values or binary signals, usually representing specific states or events. Digital sensors are useful for monitoring events that have a well-defined on/off or high/low status, such as gate position or security alerts.

In the experimental setup, we opted to work with prototypes of these sensors. Prototyping allows them to test and validate their interface designs and system functionalities before deploying the final sensors on the actual dam site. By interfacing the prototypes with a smart controller, they can process and analyse the sensor data efficiently. The smart controller acts as the central processing unit, collecting data from different sensors, making decisions based on predefined algorithms or rules, and sending alerts or notifications when necessary.

Ultimately, this dam parameters module plays a crucial role in enabling real-time monitoring and ensuring the safe and effective operation of the dam by providing essential data to the overall dam management system.

- 3. Weather Parameters Module:** The Weather Parameters Module involves selecting sensors based on the criteria mentioned in the introduction section. The primary focus is on monitoring rainfall, which is a crucial weather parameter that significantly impacts the dam's water level. As the water level is of utmost importance to the dam authority, monitoring rainfall in the vicinity of the dam becomes particularly significant. Additionally, two other vital weather parameters, namely Temperature and Humidity, are also taken into consideration.

The Weather Parameters Module is an essential part of the overall monitoring system, which aims to capture and analyse critical weather data surrounding the dam area. To ensure accurate and relevant data collection, the selection of sensors is carried out following specific criteria outlined in the introduction section. These criteria may include factors such as sensor accuracy, reliability, and suitability for the environmental conditions of the dam site.

Among the various weather parameters, rainfall holds utmost importance due to its direct impact on the dam's water level. Precipitation, in the form of rainfall, contributes to the inflow of water into the reservoir. Monitoring rainfall data allows the dam authorities to anticipate potential changes in water levels, plan for water storage and release, and make informed decisions related to flood control and water resource management.

Given the significance of water level to the Dam authority, it becomes essential to closely monitor rainfall in the immediate vicinity of the dam. This ensures that any variations in precipitation levels are promptly accounted for, allowing the authorities to take proactive measures to manage the reservoir's water levels effectively.

Additionally, Temperature and Humidity are also considered crucial weather parameters in the Weather Parameters Module. Temperature influences the rate of evaporation, which affects the overall water balance in the dam. Humidity, on the other hand, impacts the overall weather conditions and the dam's surroundings. By monitoring temperature and humidity, the authorities can gain insights into evaporation rates, potential weather patterns, and the overall environmental conditions, which further assist in optimizing water resource management.

The Weather Parameters Module plays a critical role in enhancing the dam management system's efficiency and resilience by providing vital weather data that aids in making informed decisions related to water level control, flood management, and sustainable water resource planning.

**4. Controller:** In an IoT-based Dam monitoring system, the Arduino controller plays a crucial and versatile role, serving as the brain of the entire setup. Its significance lies in performing various key functions:

- **Interfacing with sensors:** The smart controller acts as a central hub that interfaces with different sensors placed around the dam. It collects data from these sensors, including parameters like water level, gate status, and weather conditions.
- **Data logging:** The Arduino controller serves as a data logger, efficiently storing all the collected data from the sensors. This ensures the data is systematically organized and readily accessible for analysis and decision-making.
- **Hosting server:** The smart controller also functions as a server, responsible for hosting purposes. It enables data storage, processing, and retrieval from the connected sensors and the database

The role of the Arduino controller in the IoT-based Dam monitoring system is of significant importance due to several advantages it offers:

- **Linux compatibility:** The smart controller facilitates easy implementation of the operation system, supporting Linux compatibility, which enhances flexibility and compatibility with various software and platforms.
- **Data management:** Serving as a data logger, the Arduino controller ensures efficient and organized database management, enabling easy retrieval and analysis of historical data.
- **Low power consumption:** The controller operates with low power consumption, making it energy-efficient and suitable for continuous and long-term monitoring without significant power demands.
- **Dynamic control system:** The Arduino controller is responsible for maintaining a dynamic balance in the control system through self-configuration and self-organization. This dynamic control allows for adaptive decision-making based on real-time data.
- **User-friendly setup:** With its self-configuring capabilities, the smart controller simplifies the setup and maintenance of the entire IoT-based Dam monitoring system, reducing the complexity of implementation.
- **Compact and cost-effective:** The small size and low-cost nature of the Arduino controller make it a practical and economical choice for deploying in large-scale monitoring systems.

The Arduino controller's role in the IoT-based Dam monitoring system is crucial for efficient data collection, organization, and decision-making, offering several advantages that contribute to the system's reliability, user-friendliness, and cost-effectiveness.

**5. Cloud Storage and Communication:** The IoT-based Dam monitoring system incorporates cloud storage and communication, facilitated by the smart controller's internet connectivity. The internet serves as the communication link between various devices within the system. Sensors installed on the dam continuously gather real-time data, which is then transmitted through the internet to other devices, such as a Remote Desktop and the Gate Opening System.

Web hosting enables data sharing with output devices like mobile phones and computers, allowing for remote monitoring and access to the collected data. As the system is based on IoT technology, seamless integration with web databases is enabled, making data sharing and retrieval simple and efficient.

The cloud storage and communication aspect of the IoT-based Dam monitoring system is integral to its effectiveness and versatility. The smart controller, being internet-enabled, establishes a connection to the internet, effectively acting as a bridge for communication among different components of the system.

With the aid of this internet connectivity, sensors positioned around the dam continuously capture real-time data, which holds crucial information about various dam parameters. This data is then transmitted through the internet to other devices within the system, such as a Remote Desktop, where the monitoring and analysis of the data can take place. Additionally, the Gate Opening System is informed about the current dam conditions, which may influence decisions on dam gate operations.

Furthermore, the system leverages web hosting capabilities, enabling data sharing with output devices like mobile phones and computers. This feature allows authorized users to remotely access the monitoring system, providing them with insights into the dam's current status and condition.

As the IoT technology serves as the foundation of this monitoring system, it effortlessly facilitates sharing the database on the web. This seamless integration ensures that the collected data is easily accessible, shared, and analysed through web databases, enabling better collaboration among stakeholders and simplifying data management.

The cloud storage and communication aspect of the IoT-based Dam monitoring system plays a vital role in ensuring efficient data transfer, real-time monitoring, and seamless collaboration among devices and users. This technological integration empowers dam authorities, researchers, and other stakeholders with timely and relevant information for informed decision-making and proactive dam management.

- 6. Dashboard and Web portal Display:** The output section of the monitoring system includes various devices such as computers, mobile phones, and tablets that serve as system monitoring tools. These devices facilitate real-time monitoring and display of weather and dam parameters through a user-friendly web portal. The web portal serves as a central interface where users can access and visualize the collected data conveniently.

The output section of the monitoring system is designed to provide users with easy access to the data and insights collected from the dam and weather sensors. The system offers multiple devices, including computers, mobile phones, and tablets, which act as effective tools for monitoring the dam's status and weather conditions.

Using these devices, authorized users can access the system's web portal. The web portal serves as a comprehensive and user-friendly display platform, presenting the real-time data collected from various sensors. The dashboard of the web portal showcases key

parameters such as water level, rainfall, temperature, humidity, and gate status, enabling users to keep a close eye on the dam's performance and current weather conditions.

By providing data visualization through the web portal, the monitoring system ensures that users can conveniently and intuitively understand the current dam situation and weather trends. The dashboard layout is designed to be clear and informative, allowing users to make informed decisions promptly.

Furthermore, the monitoring system offers additional services like tweet functionality. Through this feature, the system can automatically post updates and important information on social media platforms like Twitter. This allows for the dissemination of crucial information to a broader audience, including relevant stakeholders, researchers, and the general public.

The dashboard and web portal display play a vital role in the IoT-based Dam monitoring system, providing a convenient and efficient means for users to access and interpret the real-time data from various sensors. The system's output section ensures that the collected data is presented in a visually appealing and easily understandable format, enabling timely decision-making and proactive management of the dam and its surrounding environment. Additionally, the tweet functionality enhances the system's ability to communicate critical information to a wider audience, contributing to improved public awareness and safety measures.

### **III. DAM MONITORING SYSTEM**

The Dam monitoring system employs a power supply circuit to convert the 230V AC supply into a 5V DC supply, achieved using a transformer, rectifier, capacitor, and voltage regulator. The core of the system is the ESP8266 microcontroller, functioning as the processor for the NODEMCU board. Similar to an Arduino board, the ESP8266 board is equipped with an ESP8266 chip, which includes built-in WIFI capabilities.

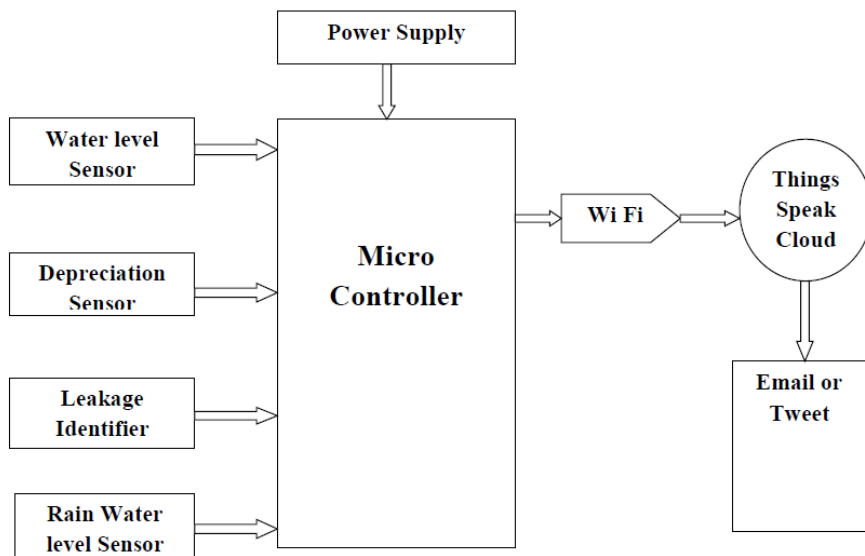
With 17 GPIO pins (0-16) available on the ESP8266, only 11 can be utilized, as 6 pins (GPIO 6-11) are allocated to interface with the flash memory chip. The microcontroller receives signals from various sensors essential for monitoring the dam's condition. These sensors include the water level sensor, which measures the water level in the dam, the depreciation sensor to detect any changes in the dam's structure, the leakage sensor to identify potential leaks, and the rain sensor to gauge the level of rainfall.

The microcontroller establishes a connection with WIFI, allowing it to upload the sensor data to the cloud. The cloud serves as a centralized platform where the collected data is stored and can be accessed remotely for analysis and monitoring. The wireless communication via WIFI streamlines the data transfer process, ensuring real-time and efficient data transmission.

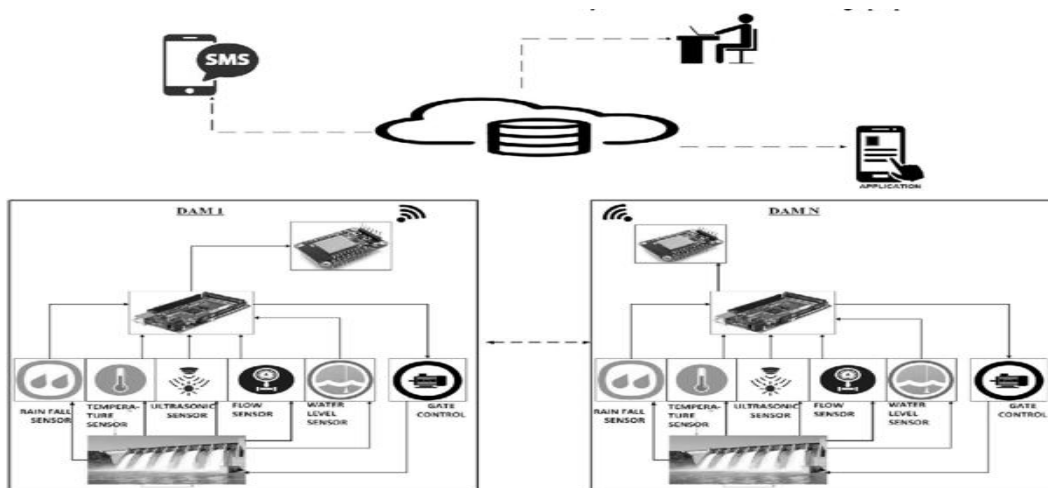
In critical situations where the dam faces danger, the system employs a TWEET alert mechanism to send out immediate notifications. This alert system helps in rapidly disseminating crucial information about the dam's condition to relevant stakeholders, enabling swift and proactive responses to potential risks.



The Dam monitoring system is designed to ensure the continuous and real-time monitoring of the dam's parameters. By leveraging the capabilities of the ESP8266 microcontroller and WIFI connectivity, the system provides a robust and efficient solution for ensuring the safety and stability of the dam. The integration of cloud storage and TWEET alerts further enhances the system's effectiveness and enables timely decision-making during emergencies.



**Figure 1:** DAM monitoring system



**Figure 2:** Cloud based Dam monitoring system architecture

Advantages of IoT-based dam monitoring systems over traditional monitoring systems include:

- 1. Real-time monitoring:** IoT-based systems provide real-time monitoring of dam parameters, enabling operators to access and analyse data instantly from any location.

This eliminates the need for manual inspections and facilitates timely decision-making [6][9].

2. **Remote monitoring:** IoT-based systems enable remote monitoring of dam parameters, allowing operators to access and analyse data from anywhere. This feature eliminates the need for on-site inspections and supports swift decision-making [7][10].
3. **Improved accuracy:** IoT-based systems employ advanced sensors to monitor dam parameters, resulting in more precise and reliable data compared to traditional monitoring systems [9].
4. **Predictive analytics:** IoT-based systems can incorporate predictive technologies that leverage historical data and algorithms to forecast potential issues or anomalies. This enables operators to proactively address problems and prevent potential failures [6].
5. **Cost-effectiveness:** IoT-based systems can prove more cost-effective than traditional monitoring methods as they eliminate the need for frequent manual inspections and reduce the risk of human errors [7].
6. **Enhanced safety:** IoT-based systems enhance the safety of dam management by providing real-time data and alerts. This empowers operators to swiftly respond to changing conditions and take preventive measures to ensure the proper functioning of the dam [8][10].

IoT-based dam monitoring systems offer several advantages over traditional monitoring systems, including real-time and remote monitoring capabilities, improved data accuracy, predictive analytics, cost-effectiveness, and enhanced safety. These advantages make IoT-based systems an innovative and efficient solution for monitoring and managing dams.

## IV. SYSTEM IMPLEMENTATION

### 1. Hardware Implementation

- **Water Level Sensor:** A crucial component of a dam monitoring system is the water level sensor, which offers real-time updates on the water level in the reservoir or behind the dam. Monitoring the water level is essential not only for the security and stability of the dam but also for efficient water resource management.

In IoT-based dam monitoring systems, ultrasonic sensors are commonly employed to measure water levels. These sensors utilize sound waves to accurately and reliably determine the distance between the sensor and the water surface. Figure 3 illustrates this concept.

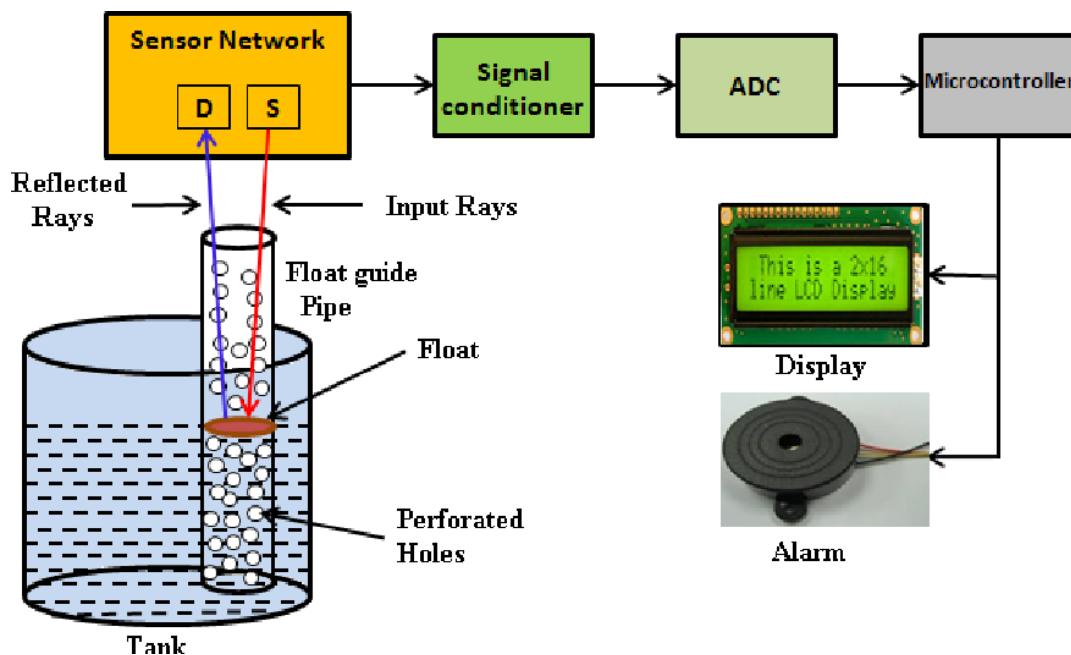


Figure 3: Ultrasonic water level sensor

**2. Leakage Detection System:** A critical component of dam monitoring systems is the leakage identifier, often known as a leak detection system. Its primary purpose is to detect and pinpoint potential leaks or seepages within and around the dam structure. Swift identification of leaks plays a vital role in upholding the dam's integrity, stability, and overall safety.

Leakage identification systems in dam monitoring utilize a range of techniques and technologies, including:

- Piezometric sensors are employed to measure water pressure both internally and externally of the dam's physical structure. Notable alterations in pressure levels can signal the presence of leaks or seepages.
- Temperature sensors are utilized to detect changes in temperature on the surface of the dam or in specific areas. Sudden shifts in temperature may indicate the escape of water through the dam.
- Inclometers are devices that monitor any movement or tilting of the dam's framework. Unexpected changes could be an indication of water seepage posing a threat to the dam's stability.
- Flow meters have been installed at various locations within the dam to measure water flow rates. The existence of unusual or unexpected flow patterns might suggest potential leakage.
- Ground Penetrating Radar (GPR) observes alterations in subsurface conditions by utilizing radar pulses. It can be utilized to detect voids, fractures, or areas where water is seeping through the dam.
- Fiber Optic Sensors: Fiber optic sensors can be used to monitor strains, temperature changes, or vibrations in the dam structure that could potentially indicate leaks.
- Acoustic sensors are designed to detect specific sounds or vibrations that may suggest the presence of water leaks or seepages.

Usually, these sensors are part of a comprehensive dam monitoring system that continuously collects data. Once the data is analysed, any anomalies or potential leaks can be addressed promptly, preventing them from escalating into more significant problems.

Early detection of leaks is crucial to prevent dam failures and ensure the safety of downstream communities and infrastructure. Dam operators and relevant authorities rely on these leakage identification systems to protect the longevity and functionality of dams over time.

- 3. Gate Control:** Gate control in dam monitoring often relies on automation and real-time data collected from various sensors, such as water level sensors, flow meters, and weather stations. The system continuously monitors critical factors like water levels, inflow rates, weather conditions, and downstream water demands. Based on this data, algorithms and decision-making techniques are employed to determine the optimal gate positions.

Remote access to the monitoring system allows dam operators to make informed decisions regarding gate control, ensuring safety, efficient water resource management, and environmental protection. In critical situations, automated systems can be programmed to respond automatically to predefined thresholds or emergency scenarios, further enhancing the system's responsiveness and reliability.

Incorporating gate control is essential in contemporary dam monitoring systems to ensure efficient water management, minimize risks, and safeguard the stability and security of dams and the surrounding communities.

## V. CONTROL SYSTEM USING NODEMCU AND ARDUINO MICROCONTROLLER

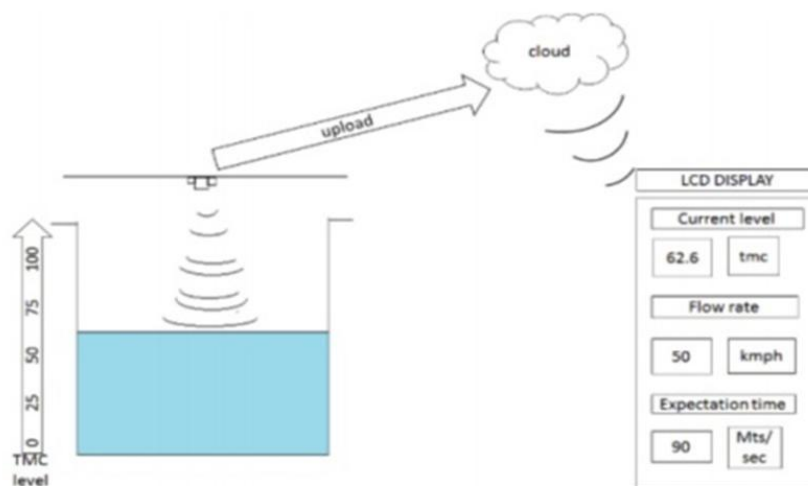
Dam monitoring systems can effectively utilize both NodeMCU and Arduino microcontrollers, providing a cost-effective and versatile platform for data collection, processing, and control.

### **Here's how Arduino can be integrated into a dam monitoring system:**

- **Sensor Interface:** Arduino boards offer analog and digital input ports that can be connected to various sensors, including flow meters, pressure sensors, temperature sensors, and water level sensors. These sensors can be strategically placed to monitor crucial parameters essential for dam operation and safety.
- **Data Acquisition:** Arduino boards periodically read data from the connected sensors. Once this data is processed, it can be stored locally in the board's memory or on external data storage devices such as SD cards.
- **Wireless Connectivity:** Arduino can be upgraded with additional modules like Wi-Fi shields or GSM/GPRS modules to enable remote monitoring and data transmission. This allows the board to send real-time data to a central server or cloud platform for further analysis and visualization.

- **Data Logging and Evaluation:** Arduino boards can store data over extended periods, generating historical records for analysis and trend identification. This data can be used to recognize patterns, gain insights into dam behaviour, and enhance dam management strategies.
- **Alerts and Notifications:** Arduino can be programmed to issue alerts or notifications in case of unusual situations, such as unexpected water level changes or sensor malfunctions. These notifications can be transmitted through SMS, email, or other communication methods.
- **Automated Control:** Based on predefined criteria, Arduino can automate various aspects of the dam's operation. For instance, it can regulate water discharge, automatically control gate openings, or adjust flow rates to optimize dam performance.
- **User Interface:** By integrating Arduino with displays, LEDs, or user interfaces, dam operators can receive real-time visual feedback. This local interface allows administrators to monitor the system's status on-site, in addition to relying on remote access.
- **Scalability and Adaptability:** Thanks to Arduino's open-source nature and robust community backing, expanding and customizing the system is straightforward. Developers can easily integrate new sensors, features, or functionalities to cater to specific requirements in dam monitoring.

Dam monitoring systems can take advantage of the versatility and cost-effectiveness offered by Arduino microcontrollers, including NodeMCU. These microcontrollers facilitate real-time data collection, analysis, and control, thereby improving dam safety, optimizing water resource management, and enhancing the decision-making process. Figure 4 shows the hardware implementation of dam monitoring system including dashboard.



**Figure 4:** Hardware implementation of dam monitoring system

1. **Software Implementation:** The construction of a dam monitoring system involves the integration of both hardware and software components. The software implementation is crucial as it facilitates data processing, visualization, analysis, and decision-making.

**Here are the key aspects of the software implementation in a dam monitoring system:**

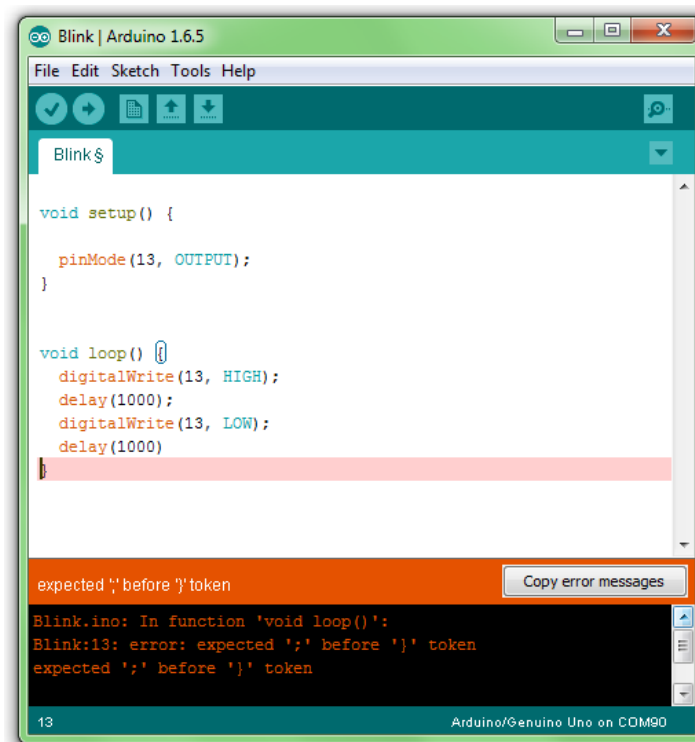
- **Real-time Data Collection and Communication:** The software interfaces with various sensors (such as water level sensors, flow meters, weather stations) to collect real-time data from the dam. This data is then transmitted to the central monitoring system using wireless communication protocols like Wi-Fi, GSM, or LoRaWAN.
- **Data Storage:** The collected data needs to be securely organized and stored. Typically, a database management system is employed to handle and store the data efficiently. Historical data is crucial for long-term monitoring and trend analysis.
- **Real-time Monitoring and Visualization:** The software should enable real-time monitoring and visualization of the dam's critical parameters. This involves creating graphical user interfaces (GUI) or dashboards that present current information on water levels, flow rates, gate positions, and other relevant data in a clear and understandable manner.
- **Data Analysis and Anomaly Detection:** The software should incorporate algorithms for data analysis and anomaly detection. By analysing the data, the system can identify unusual patterns or potential issues, such as leaks or sudden changes in water levels, and then trigger alarms for further investigation.
- **Automated Control and Decision-Making:** The software may include decision-making algorithms to automate certain control actions based on predefined thresholds or emergency situations. For example, it can adjust flow rates, automatically open or close gates, or activate warning systems as necessary.
- **User Management and Access Control:** Access to the monitoring system should be restricted to authorized personnel only. The software must include user management and access control features to ensure data security and integrity.
- **Integration with Cloud Platforms:** By integrating with cloud platforms, the monitoring system becomes accessible remotely from any location with an internet connection. Cloud-based platforms can offer enhanced processing power and storage capacity for data.
- **Reporting and Data Export:** The software should include reporting capabilities to generate regular reports on the dam's status, trends, and system performance. Additionally, data export functionalities can be added for further analysis using external tools.
- **Alerts and Notifications:** The software must be capable of issuing alerts and notifications to relevant stakeholders via email, SMS, or other communication channels when significant events or abnormalities occur.

The software implementation of a dam monitoring system may vary according to specific requirements, but it should be robust, reliable, and user-friendly to facilitate effective dam management and ensure the stability and safety of the dam and its surroundings.

The software implementation of a dam monitoring system in Arduino IDE follows a basic structure divided into three parts: naming variables, setup, and loop. It is shown in Figure 5.

- **Naming Variables:** In the first part, elements of the program are assigned names (variables). This step is not essential but helps in organizing and referencing different components of the program.
- **Setup:** The setup section is crucial for the program and runs only once. Here, you define the initial configuration of the Arduino board. For example, you specify which pins (slots for cables) should be set as inputs or outputs. If a pin is defined as an output, it means it will provide a voltage and can be used, for instance, to control an LED to light up. On the other hand, if a pin is defined as an input, the board will read the voltage on that pin. For example, it can be used to detect the activation of a switch, as the board senses the voltage change on the input pin.
- **Loop:** The loop part is also essential and continuously repeats. It is where the main code of the program resides. The Arduino board repeatedly executes the instructions in the loop, going from the beginning to the end and then starting over again. This loop ensures that the sketch continuously performs the desired tasks and reacts to changes in input values or conditions.

The software implementation of the dam monitoring system in Arduino IDE involves defining variables, setting up the initial board configuration, and creating a loop to continuously execute the program's instructions, allowing the system to perform its monitoring tasks and respond to changes in real-time.



```
Blink | Arduino 1.6.5
File Edit Sketch Tools Help

Blink $

void setup() {
  pinMode(13, OUTPUT);
}

void loop() {
  digitalWrite(13, HIGH);
  delay(1000);
  digitalWrite(13, LOW);
  delay(1000);
}

expected ';' before ')' token
Copy error messages

Blink.ino: In function 'void loop()':
Blink:13: error: expected ';' before ')' token
expected ';' before ')' token

13 Arduino/Genuino Uno on COM90
```

**Figure 5:** Basic structure of the sketch

2. **Cloud IoT Implementation:** Cloud computing is a relatively recent development in the field of distributed computing, but its roots can be traced back to older ideas with new perspectives. In the late 1960s, L. Kleinrock predicted the concept of "computer utilities," envisioning a future where computer networks would serve individual homes and offices

similar to electric and telephone utilities. This vision laid the groundwork for today's utility-based computing paradigm [11].

The idea of grid computing emerged in the mid-1990s, allowing users to access computing power on demand. Cloud computing, in essence, evolved from grid computing technologies. The term "cloud computing" gained prominence when Google's CEO, Eric Schmidt, mentioned it in 2006. Cloud computing can be seen as an architectural extension of the grid, incorporating technologies like virtualization and adopting utility-based business models [12].

From an architectural standpoint, the cloud is built upon a network of commodity computers, physically located in different places but operating together to cater to various customers with diverse needs and workloads. Cloud services are provided as utility services, much like water, electricity, or telephone services, employing a pay-as-you-use model. These services fall under the XaaS (X as a Service) umbrella, where X can represent Software, Platform, Infrastructure, etc [13].

Cloud users can leverage these services to build applications and deliver them to end-users via the internet. They no longer need to concern themselves with installing and maintaining hardware and software, as cloud providers handle these aspects. The pay-as-you-use model allows users to reduce IT-related expenditures and effort, making cloud computing an attractive option for both technical and business organizations [14].

Cloud computing relies on large distributed data centers, often organized in a grid-like manner. Cloud users are offered virtual images of physical machines in these data centers, facilitated by virtualization, which abstracts the physical infrastructure. Cloud applications are gaining popularity due to their availability, reliability, scalability, and utility-based model, simplifying distributed computing.

Apart from benefiting technical and business organizations, cloud computing also has the potential to address social issues. For instance, it can enhance E-Governance in developing countries, improving governance efficiency and effectiveness. In agricultural-based economies like India, cloud computing can elevate living standards and agricultural productivity in rural areas.

Despite the numerous benefits, cloud computing poses technological and social challenges, especially when applied to non-profit organizations and social development issues. This report aims to explore the reasons behind cloud computing's buzzword status, its building blocks, distinctions from grid and utility computing, the array of services provided by cloud providers, and its potential applications in E-Governance and rural India's social development.

Cloud computing has emerged as a transformative paradigm that offers numerous advantages to providers and users alike. Its utility-based model, scalability, and ease of use make it an indispensable solution for modern computing needs.

- 3. Cloud Computing Basics:** Cloud computing is a distributed computing paradigm that offers on-demand, utility-based computing services to customers. It allows cloud users to



deliver more reliable, available, and up-to-date services to their clients. The cloud is comprised of physical machines in cloud providers' data centers, with virtualization enabling the provision of virtual machines to users. Different cloud providers offer services at varying abstraction levels, such as Amazon EC2 providing low-level details and Google App Engine offering a development platform. Cloud services are categorized into Software as a Service, Platform as a Service, or Infrastructure as a Service, accessible worldwide via the Internet. The cloud serves as a centralized access point, addressing challenges in large-scale data processing.

#### 4. Types of Cloud

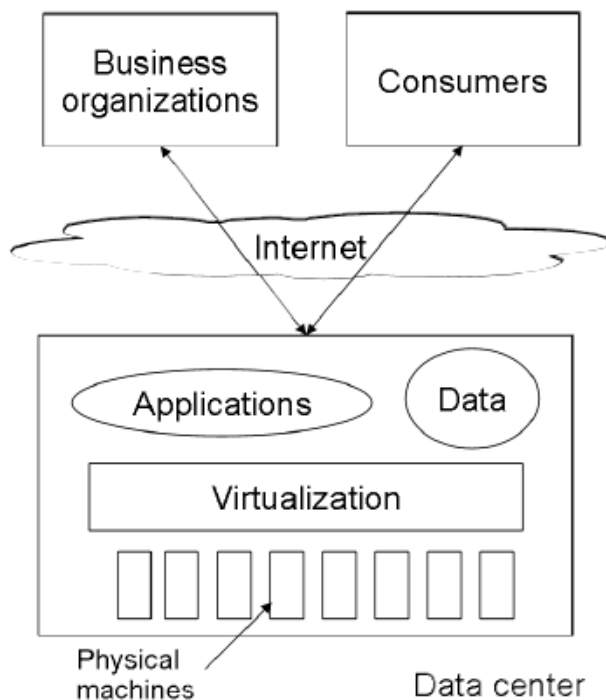
**Cloud computing can be categorized into three types:**

- **Private Cloud:** Maintained within an organization for internal use, not heavily reliant on the utility model. Considered the initial step for organizations adopting cloud. Security and network bandwidth are less critical in this setting.
  - **Public Cloud:** Organizations rent cloud services from providers on-demand, utilizing the utility computing model for users.
  - **Hybrid Cloud:** Combines internal and external clouds, often transitioning from private to public cloud computing domains.
5. **Cloud Architecture:** Cloud providers possess physical data centers that offer virtualized services to users via the Internet. They often maintain separation between applications and data, as depicted in Figure 6. The underlying physical machines are typically organized in grids and distributed across different locations. Virtualization plays a crucial role in the cloud setup, with data center hosts providing the physical hardware for virtual machines (VMs) where users can employ various operating systems.

Virtual machines address the lack of operating system and software portability across machines with different instruction set architectures. They act as interfaces between hardware and operating systems, either as system VMs or process VMs. Virtualization software translates hardware instructions generated by conventional software into formats understandable to physical hardware. It also maps virtual resources like registers and memory to real hardware resources. The host represents the underlying platform, while the software running in the VM environment is called the guest.

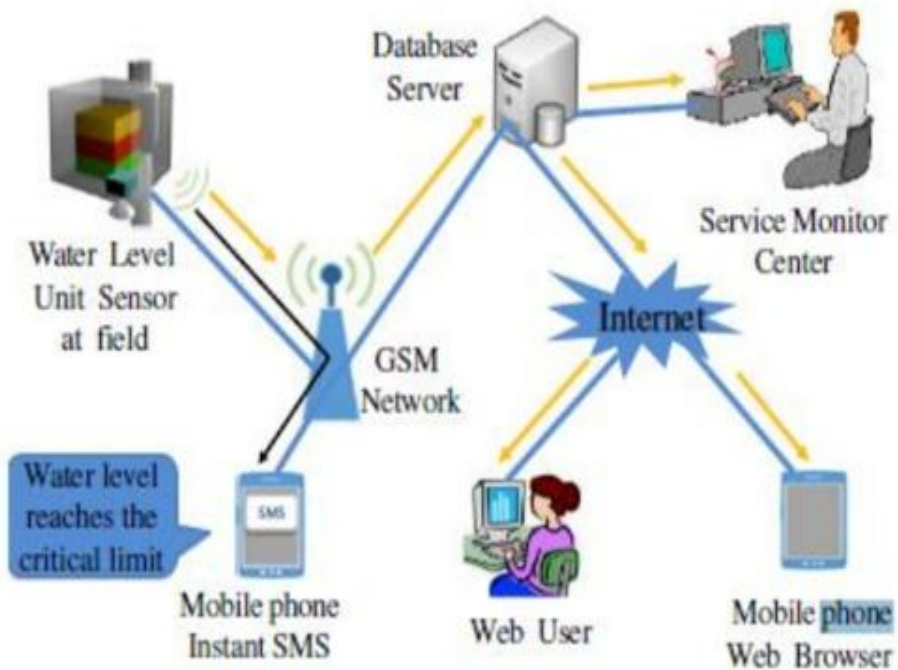
The basic concept of virtualization is illustrated in Figure 6, where the virtualization layer covers the physical hardware, allowing the operating system to access hardware through this layer. Applications can issue instructions using the OS interface or directly through the virtualization layer interface, enabling compatibility with applications not supported by the operating system.

Virtualization facilitates the migration of virtual images between physical machines, optimizing data locality and enabling backup in different locations. This feature also allows providers to shut down some data center physical machines to conserve power.



**Figure 6:** Basic architecture of cloud computing

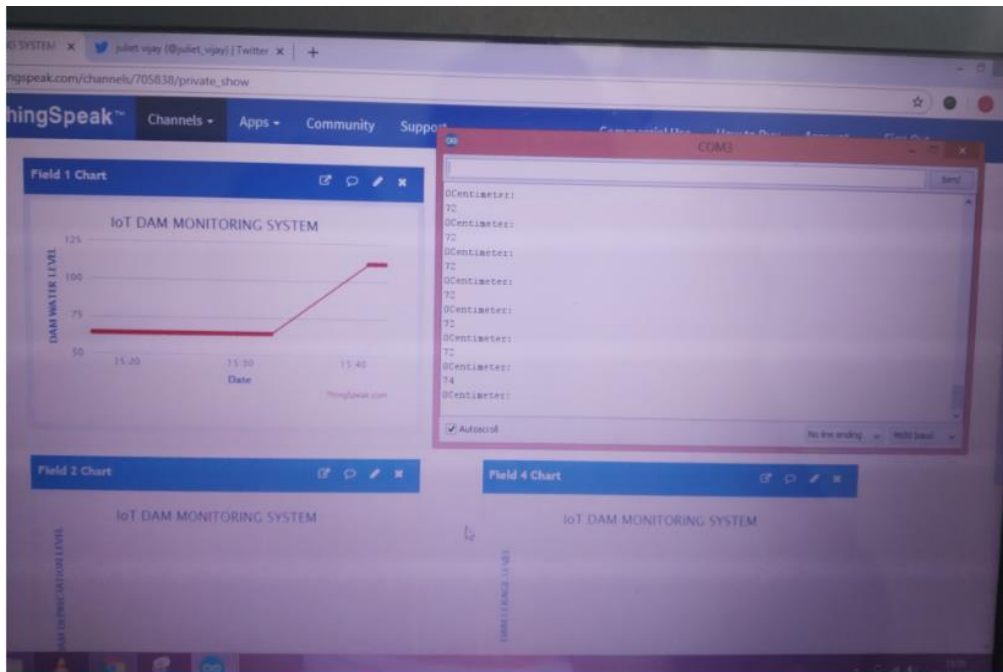
Cloud IoT revolutionizes dam monitoring systems by leveraging cloud computing and Internet of Things (IoT) technologies. It is shown in Figure 7.



**Figure 7:** Cloud IoT for dam monitoring system

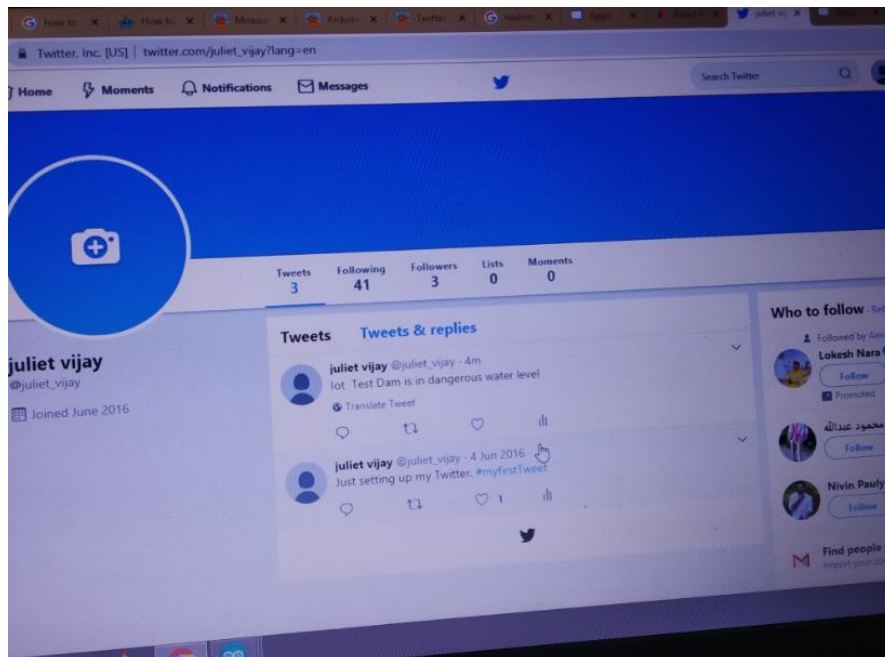
**The application of cloud IoT in dam monitoring is as follows:**

- **Sensor Data Collection:** Deploying IoT sensors such as water level sensors, flow meters, temperature sensors, and pressure sensors throughout the dam enables real-time data collection. These sensors continuously measure critical parameters and transmit the data to the cloud platform.
- **Data Transmission and Connectivity:** Cloud IoT facilitates data transmission to the cloud through various communication protocols like Wi-Fi, cellular networks, or LoRaWAN. This seamless connectivity enables efficient data gathering from dispersed sensors.
- **Data Processing and Cloud Storage:** The collected sensor data is securely stored in the cloud. Cloud IoT platforms offer scalable storage solutions to handle large volumes of data. Advanced analytics and machine learning algorithms may be employed by the cloud platform to identify trends, anomalies, and potential issues.
- **Real-time Monitoring and Visualization:** Cloud IoT systems enable dam operators to access and analyze data in real-time through monitoring and visualization tools. Interactive dashboards and visual representations facilitate quick decision-making and prompt responses to critical situations.
- **Alerts and Notifications:** Cloud-based Internet of Things (IoT) platforms can be configured to send alarms and notifications in response to unusual situations or security concerns, such as sudden fluctuations in water levels or potential leaks. Alerts can be transmitted to relevant personnel through email, SMS, or other communication channels.
- **Remote Control and Automation:** Cloud IoT allows for remote control of dam equipment and gates. Dam operators can efficiently manage water flow, open/close gates, and oversee dam operations from a centralized control center using the cloud platform.
- **Collaboration and Data Integration:** Cloud IoT facilitates seamless interaction with other systems and data sources, enabling effective collaboration and data integration. This integration offers a comprehensive evaluation of the dam's performance and promotes cooperation among different dam management entities.
- **Scalability and Adaptability:** Cloud IoT solutions can scale up to handle growing data demands in dam monitoring systems. Furthermore, they are highly adaptable, accommodating various dam layouts and sizes with ease.



**Figure 8:** Cloud Value for Dam Water level

The integration of cloud computing and IoT in dam monitoring systems offers several benefits, including enhanced data accuracy, real-time insights, increased automation, and improved water resource management. Figure 8 and 9 show the cloud IoT for dam water level monitoring. By leveraging cloud IoT, these systems can achieve greater productivity, cost savings, and heightened safety in monitoring and maintaining critical infrastructure, like dams.



**Figure 9:** Tweet for Dam water level

## VI. CONCLUSION

The safety of tailings dams has emerged as a pressing concern due to the advancements in the mining industry. Implementing a web service will facilitate easier monitoring of weather and dam data for dam authorities, researchers, and the general public. The web service will provide features such as SMS, email, and alarm/alert functions for dam authorities. By leveraging IoT technology, real-time data loss can be minimized, as human data observation and transmission delays are reduced. This enables more timely and accurate information for all stakeholders involved. Moreover, it will enable seamless data sharing with remote systems and improve data management and utilization. Utilizing this technology may pave the way for complete dam automation in the future, including automatic gate control, where dam water level, current and historical rainfall data are correlated for more efficient operations.

## REFERENCES

- [1] Varghese, A. J., Jolly, A. T., Peter, A., Rajeev, B. P., Sajitha, K. S., & George, D. E. (2019, April). Iot based disaster monitoring and management system for dams (idmmsd). In *2019 1st International Conference on Innovations in Information and Communication Technology (ICIICT)* (pp. 1-5). IEEE.
- [2] Youssef, S. B. H., Rekhis, S., & Boudriga, N. (2019, April). A blockchain based secure IoT solution for the dam surveillance. In *2019 IEEE Wireless Communications and Networking Conference (WCNC)* (pp. 1-6). IEEE.
- [3] Dr. Nagesha Shivappa , Aishwarya S Rao , Aishwarya T , Jahnavi S Athreya, Mandakini H, 2020, Dam Automation using IoT, International Journal Of Engineering Research & Technology (IJERT) Volume 09, Issue 05 (May 2020),
- [4] Smys, D. S., Basar, D. A., & Wang, D. H. (2020). CNN based flood management system with IoT sensors and cloud data. *Journal of Artificial Intelligence and Capsule Networks*, 2(4), 194-200.
- [5] Yihong, Z., & Afzal, J. (2023). *An IoT-Based Mechanism for Monitoring Dam Structures* (No. 10576). EasyChair.
- [6] <https://www.nextind.eu/smart-iot-applications/structural-health-monitoring/dam-monitoring/>
- [7] Dr. Nagesha Shivappa , Aishwarya S Rao , Aishwarya T , Jahnavi S Athreya, Mandakini H, 2020, Dam Automation using IoT, INTERNATIONAL JOURNAL OF ENGINEERING RESEARCH & TECHNOLOGY (IJERT) Volume 09, Issue 05 (May 2020),
- [8] Smys, D. S., Basar, D. A., & Wang, D. H. (2020). CNN based flood management system with IoT sensors and cloud data. *Journal of Artificial Intelligence and Capsule Networks*, 2(4), 194-200.
- [9] <https://giksindia.com/iot-based-dam-monitoring-system>
- [10] Alwahaibi, H. A. S., Kazmi, S. I. A., & Hayat, M. S. (2021). Smart IoT based Disaster Monitoring and Management System for Dams in Oman. *Journal of Student Research*.
- [11] Sadeeq, M. M., Abdulkareem, N. M., Zeebaree, S. R., Ahmed, D. M., Sami, A. S., & Zebari, R. R. (2021). IoT and Cloud computing issues, challenges and opportunities: A review. *Qubahan Academic Journal*, 1(2), 1-7.
- [12] Bello, S. A., Oyedele, L. O., Akinade, O. O., Bilal, M., Delgado, J. M. D., Akanbi, L. A., ... & Owolabi, H. A. (2021). Cloud computing in construction industry: Use cases, benefits and challenges. *Automation in Construction*, 122, 103441.
- [13] Alouffi, B., Hasnain, M., Alharbi, A., Alosaimi, W., Alyami, H., & Ayaz, M. (2021). A systematic literature review on cloud computing security: threats and mitigation strategies. *IEEE Access*, 9, 57792-57807.
- [14] Alouffi, B., Hasnain, M., Alharbi, A., Alosaimi, W., Alyami, H., & Ayaz, M. (2021). A systematic literature review on cloud computing security: threats and mitigation strategies. *IEEE Access*, 9, 57792-57807.