

# NUCLEAR PHYSICS EXPLORING THE ATOM'S MYSTERIES


---

## MODERNIZATIONS IN NUCLEAR PHYSICS, INVESTIGATING THE BASICS OF ENERGY AND MATTER

Aasir Ayoub

Department of Mathematics, Jammu And Kashmir Institute Of Mathematical Sciences, Gojgibagh Srinagar,  
Jammu And Kashmir

Email: [aasirayoub@gmail.com](mailto:aasirayoub@gmail.com)



## Abstract

A subfield of physics called nuclear physics studies the behaviour, structure, and characteristics of atomic nuclei. This research article seeks to present a thorough review of nuclear physics, taking into account its foundation in history, underlying theories, contemporary developments, and practical applications. It explores cutting-edge research being done in this area and dives into ideas like nuclear decay, nuclear processes, and nuclear energy. Our understanding of the cosmos has benefited greatly from advances in nuclear physics, which have also produced innovations in the fields of medicine, energy production, and elemental composition. This essay emphasizes the importance of nuclear physics and how it affects numerous scientific fields.

*Keywords:* Branch, explores, comprehensive, overview, advancements, practical, applications, delves, and concepts

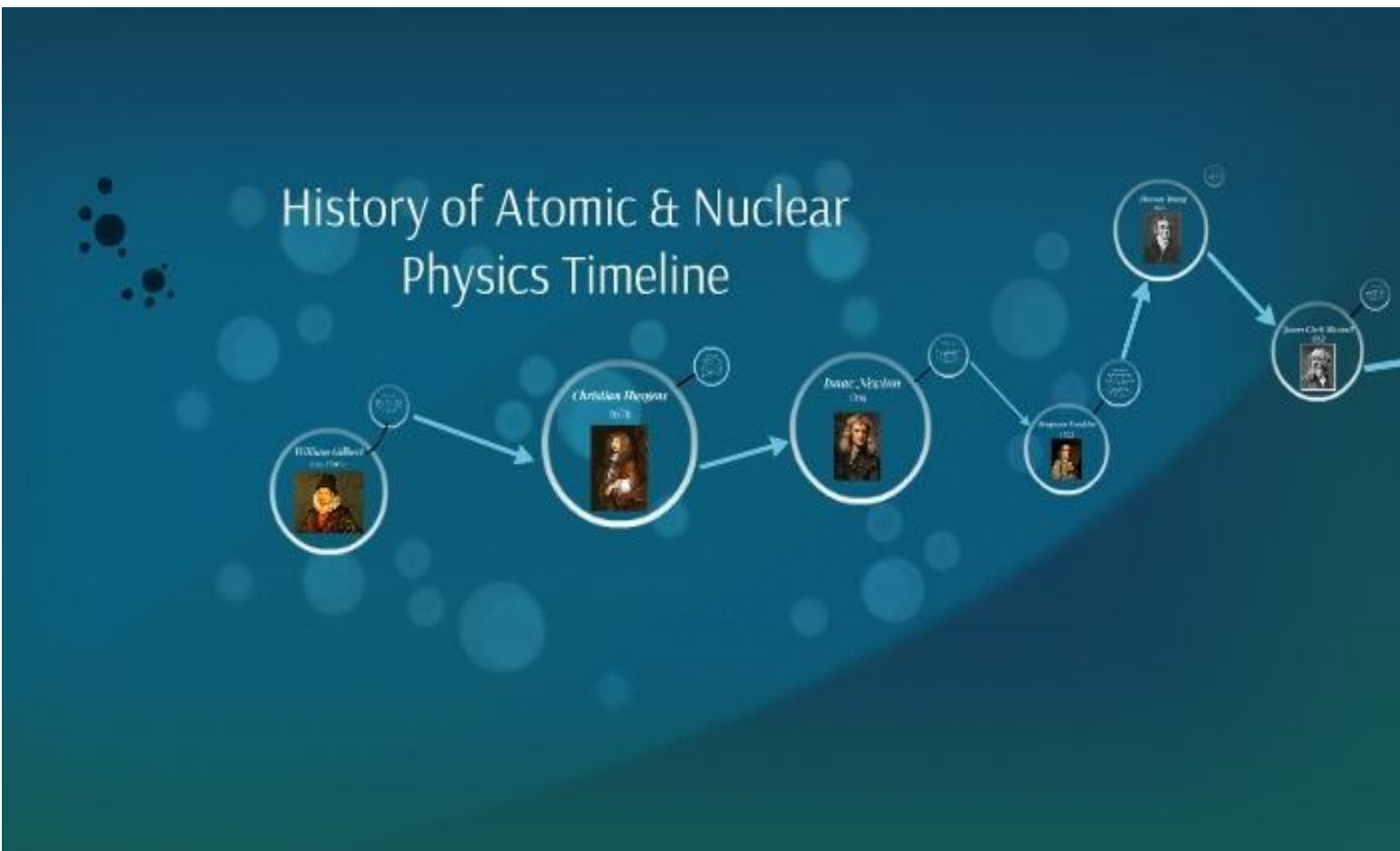
## Introduction

In our quest to comprehend the fundamental constituents of matter and the forces that control their interactions, nuclear physics plays a significant role. The behaviour of protons, neutrons, and other subatomic particles within an atom's nucleus, which contains more than 99.9% of its mass, is analyzed. Our understanding of nuclear physics has greatly improved recently as a result of advancements in experimental methods and theoretical models. The significant developments in this field and how they increase our understanding of matter and energy are discussed in this paper.

**Nuclear Structure:** Overview of nuclear physics: The structure of nuclei, their production, and their equilibrium are studied in nuclear physics, a branch of science. It largely concentrates on comprehending the basic nuclear forces in nature and the intricate interactions between neutrons and protons.

*Nuclear Physics is the division of physics that deals with the pattern of the atomic nucleus and its interactions.*

## Historical development of nuclear physics



The history of radioactivity as a field of study apart from atomic physics dates back to Henri Becquerel's discovery of it in 1896 while he was looking into the phosphorescence of uranium salts. Ernest Rutherford was the first to engineer an artificial nuclear reaction in the University of Manchester's labs around 1917. A British physicist named Rutherford used alpha particles to explore atoms. The "father of nuclear physics" is what he is referred to as. For his work on the atomic structure, he received the Nobel Prize in 1908.

## Importance of nuclear physics in different scientific domain

Nuclear physics discoveries have sparked interest across numerous disciplines. Included in this are nuclear energy, nuclear weapons, nuclear medicine, magnetic resonance imaging, the industrial and agricultural sectors, particle engineering's ion implantation, and radiocarbon dating in geology and archaeology. Our daily lives are surrounded by nuclear physics, identifying pollutants in our homes, diagnosing and treating cancer, and keeping an eye out for illegal cargo in shipments. Nuclear physics and the techniques it has produced have a significant impact on our safety, health, and security. The foundation of fundamental research and development in nuclear physics is where many of today's most significant developments in medicine, materials, energy, security, climatology, and dozens of other fields emerge from.

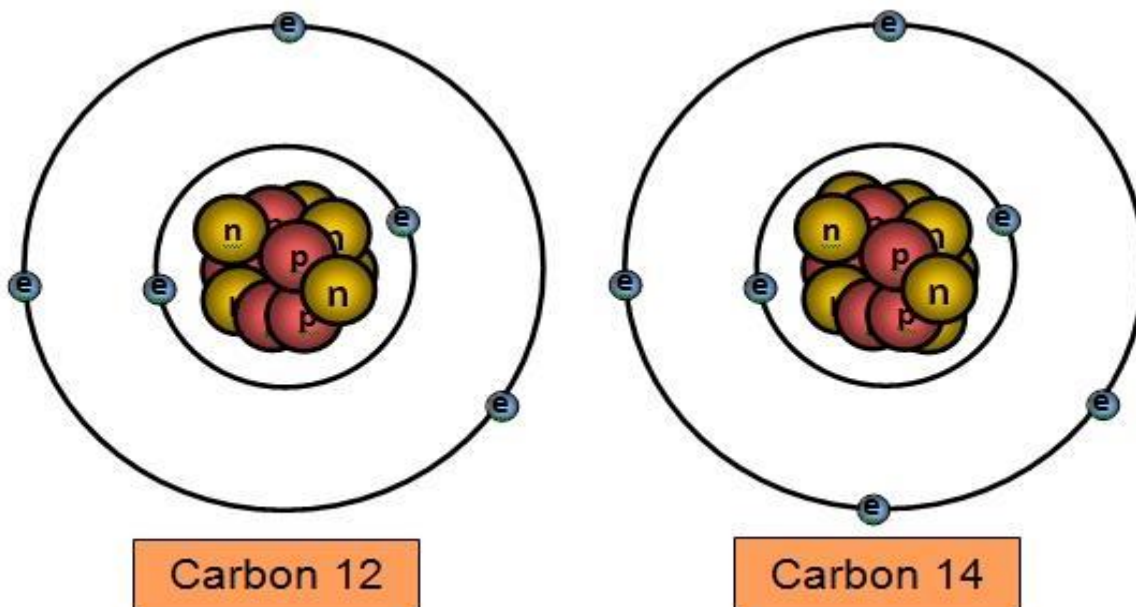
### Fundamental theory of nuclear physics

The nucleus of an atom is where the majority of the mass is concentrated, and it is composed of the atomic nucleus and its elements. We learned that the nucleus of an atom holds a more significant portion of the atom's mass through the Rutherford-examined dispersion of alpha particles. In terms of numbers, an atom's nucleus has a volume that is nearly 10<sup>14</sup> times larger than its actual size but still retains 99.99% of the atomic mass. A modern atom's nucleus would be little larger than a pinhead if it were extended to fill a room. This is due to how small atoms are in their cores. The mass of an atom is concentrated in a very small central segment of the atom which is called the atomic nucleus. The atomic nucleus is made up of electrically positive protons and electrically neutral neutrons. Surrounding the atomic nucleus are the electrically negative electrons, the masses and charges of these three fundamental constituents of atoms.

Particle	Charge	Mass
Electron	-1	0
Proton	+1	1
Neutron	0	1

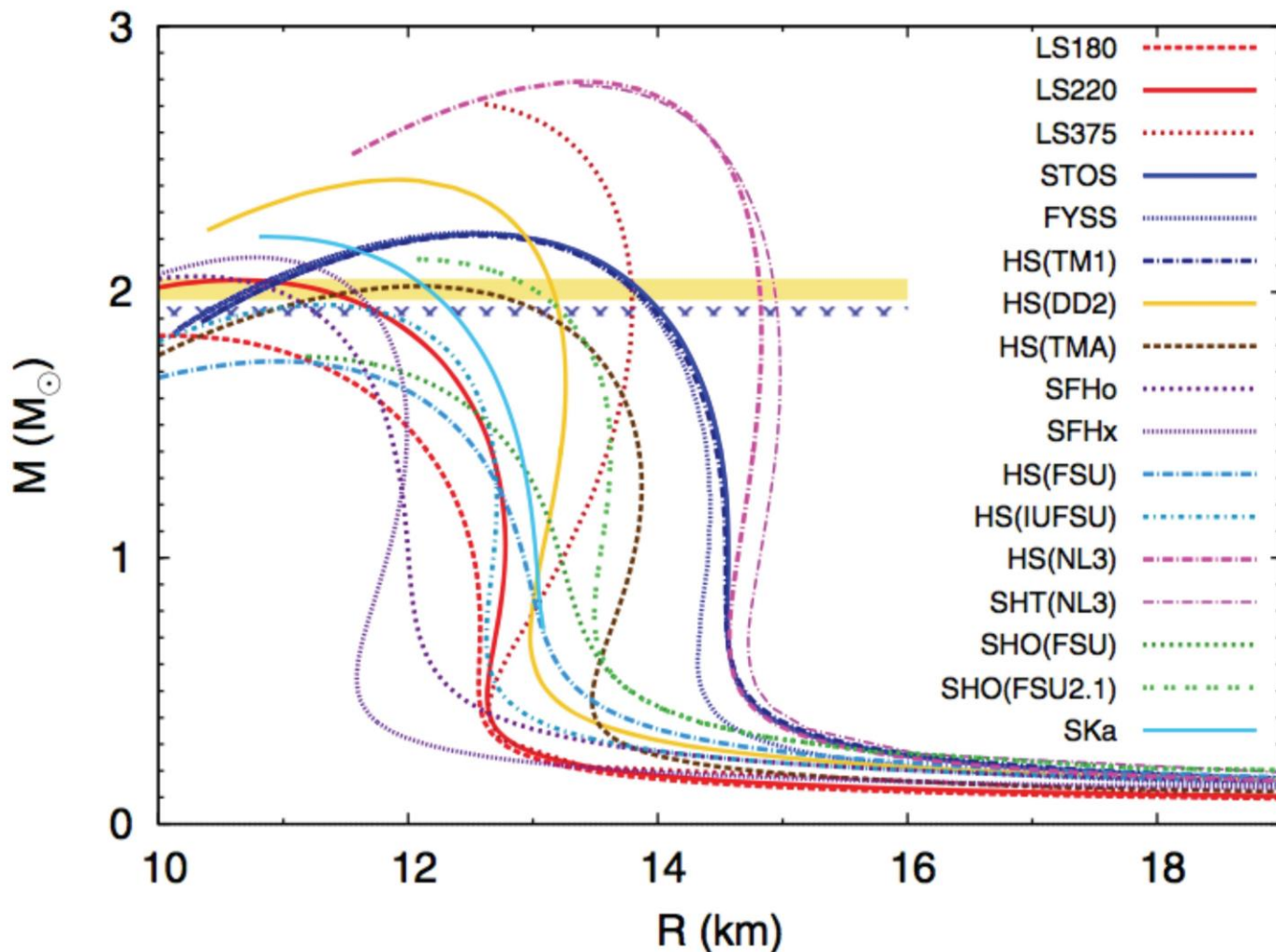
The quantity of protons in the nucleus determines the chemical makeup of an atom, or the chemical characteristics of a particular element. The atomic number refers to this quantity of protons. Remember that because the mass of an electron is so little, it is completely disregarded for determining the atomic mass, hence the mass of an atom depends on both the quantity of protons and neutrons present in the nucleus. There are a number of recognized isotopes for a large number of chemical elements. Atoms with the same atomic number but varying atomic masses are known as isotopes. The only difference between the isotopes of the same chemical element's atoms is the number of neutrons in their nuclei.

Physicists occasionally feel the need to specify the atomic mass of an isotope. To do this, write the atomic mass as a superscript before the atomic letter symbol, such as carbon [14C].



Even while all atoms of the same chemical element have the same number of protons in their nucleus, they do not all have the same number of neutrons, therefore while they all have roughly the same chemical characteristics and reactivity, their mass varies. Only if the atom ionizes can the number of electrons change, and in any case, an electron's relative mass is significantly lower than that of a proton or neutron. Electron gain or loss is frequently disregarded. The mass of the neutron is sufficient, though, for any material to noticeably change with a single neutron variation. The molar masses of an element's many isotopes differ dramatically as a result. On Earth, the majority of elements are mixes of different isotopes.

The strong nuclear force binds each nucleon to its neighbours. Neutron-to-proton ratios of at least 1:1 and even quantities of protons and neutrons are typical characteristics of stable nuclei. Particularly common are nuclei with magical proton and neutron counts. For the nucleus to be stabilized, neutrons are essential. The nucleus becomes unstable and decays if the attractive force between the nucleons is smaller than the electrostatic repulsion. It describes an element's isotope's equilibrium. High binding energy nucleons are more stable. Positively charged protons and neutrally charged neutrons are created when the strong nuclear force brings together positively and negatively charged quarks. In the atomic nucleus, protons and neutrons are also held together by the strong nuclear



force. Complex atoms can develop by nuclear fusion thanks to the weak nuclear force.

**Nuclear Decay**

Nuclear decay is the process by which an unstable atomic nucleus releases radiation to lose energy. As an illustration, the decay chain starting with uranium-238 ends with lead-206 after generating intermediates like uranium-234, thorium-230, radium-226, and radon 222. The series is also known as deterioration. Each series has an own decay cycle, always radioactive, the chain's decay by products.

Formula
$A = -dN/dt$

A = total activity

N = number of particles

t = time

Depending on the particle emitted and the change in mass and atomic number, the decay is called alpha, beta, and gamma decay.

#### Alpha Decay:

Alpha decay is a nuclear decay process where an unstable nucleus changes to another element by shooting out a particle composed of two protons and two neutrons. This ejected particle is known as an alpha particle and is simply a helium nucleus. Alpha particles have a relatively large mass and a positive charge.

## Alpha Particle

An alpha particle is a particle that is identical to a helium-4 nucleus. It contains two protons and two neutrons and has a +2 charge.

$${}^A_Z X \rightarrow {}^{A-4}_{Z-2} Y + {}^4_2 \text{He}$$

The diagram illustrates alpha decay. On the left, a 'parent' nucleus is shown as a cluster of 10 particles: 4 red spheres (protons) and 6 blue spheres (neutrons). Two arrows point from the parent nucleus to the products on the right. The top arrow points to a 'daughter' nucleus, which is a cluster of 6 particles: 2 red spheres and 4 blue spheres. The bottom arrow points to an 'alpha particle', which is a cluster of 4 particles: 2 red spheres and 2 blue spheres. The alpha particle is also labeled with the Greek letter alpha (α). The source 'sciencenotes.org' is noted in the bottom right corner.

#### Beta Decay

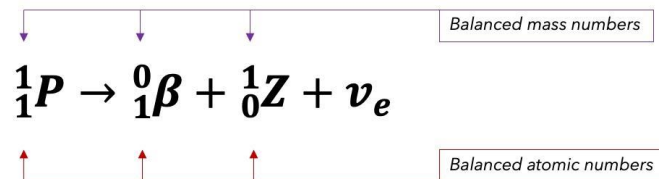
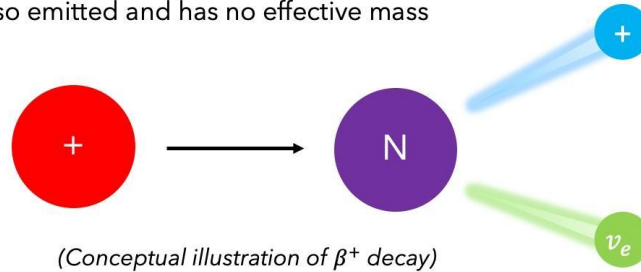
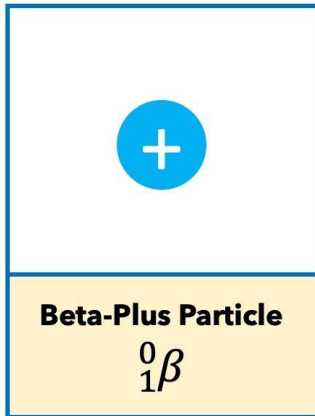
Beta decay is a radioactive decay in which a beta ray is emitted from an atomic nucleus. During beta decay, the proton in the nucleus is converted into a neutron and vice versa. If a proton is converted to a neutron, it is known as  $\beta^+$  decay. Similarly, if a neutron is converted to a proton, it is known as  $\beta^-$  decay.

# Beta-Plus Decay

In Beta Plus Decay, a **beta particle** is a **positron** emitted **from the nucleus**.

For simplicity's sake, you can imagine a proton splitting into a neutron and a positron.

A **neutrino** is also emitted and has no effective mass



## Gamma Decay

In gamma decay, a nucleus changes from a higher energy state to a lower energy state through the emission of electromagnetic radiation (photons). The number of protons (and neutrons) in the nucleus does not change in this process, so the parent and daughter atoms are the same chemical element.

## gamma decay



**$\gamma$ -radiation: high-energy electromagnetic waves**



Gamma ray  
 $\gamma$  ray

### Gamma Emission

#### Nuclear Reactions and Cross-sections

The interaction of two atomic nuclei or subatomic particles that results in the production of one or more additional particles or gamma rays is known as a nuclear reaction. Consequently, at least one nuclide must change throughout a nuclear reaction. The process is sometimes referred to as a nuclear scattering rather than a nuclear reaction if a nucleus interacts with another nucleus or particle without altering the nature of any nuclide. The light-related nuclear fusion processes are arguably the most notable nuclear reactions. Natural nuclear reactions also happen when cosmic rays and matter interact, to give another example. The most notable man-controlled nuclear reaction is the fission reaction which occurs in nuclear reactors.

Nuclear cross-section, the nuclear cross-section of a nucleus is used to describe the probability that a nuclear reaction will occur. The nuclear cross section can be quantified physically in terms of "characteristic area" where a larger area means a larger probability of interaction. In nuclear or subatomic particle physics, the probability that a given atomic nucleus or subatomic particle will exhibit a specific reaction (for example, absorption, scattering, or fission) about a particular species of incident particle. The cross-section is expressed in terms of area, and its numerical value is chosen so that, if the bombarding particle hits a circular area of this size perpendicular to its path and centred at the target nucleus or particle, the given reaction occurs, and, if it misses the area, the reaction does not occur. The reaction cross-section is usually not the same as the geometric cross-sectional area of the target nucleus or particle. The unit of reaction cross section is the barn (equal to  $10^{-24}$  square cm). Values of cross sections depend on the energy of the bombarding particle and the kind of reaction. Boron, for example, when bombarded by neutrons travelling 1,000,000 cm per second (22,500 miles per hour), has a cross-section for the neutron-capture reaction of about 120 barns, and boron's cross-section increases to about 1,200 barns for neutrons travelling at 100,000 cm per second.

#### Nuclear Shell Model and Quantum Mechanics

The shell model explains how the quantum numbers fluctuate and how much energy is needed to shift nucleons from one orbit to another. The shell model is one of the most effective and easily understood. In this scenario, protons and neutrons reside in different systems of shells that are comparable to the shells that electrons inhabit outside of the nucleus. Each of the models is based on an analogy that makes sense and connects a wealth of data, allowing for the reveal of nuclei's features.

#### Nuclear Energy

Nuclear energy is a type of energy that is emitted from the nucleus, the centre of atoms made composed of protons and neutrons. Fission, which occurs when atoms' nuclei break into several pieces, and fusion, which occurs when nuclei fuse, are the two methods in which this type of energy can be created.

There are more applications for nuclear energy than only producing carbon-free electricity. Desalination of water, sterilization of medical equipment, and the provision of radioisotopes for cancer treatment are all made possible by the nuclear energy that propels space exploration.

#### Astrophysical Nuclear Reactions

Nuclear reactions reorganize the nucleons that were left over from the Big Bang (in the form of isotopes of hydrogen and helium, as well as traces of lithium, beryllium, and boron) to other isotopes and elements as we know them today. This is how stars functioned during cosmic times. Nuclear astrophysics is the study of how chemical elements are formed, how stars glow, develop, and eventually perish.

## Fission and fusion reactions

Fission and fusion are two physical processes that produce vast amounts of energy from atoms.

### Fission

A bigger atom undergoes fission when a neutron strikes it, causing it to get excited and divide into two smaller atoms known as fission products. A chain reaction may be started by other neutrons that are also released.

A tremendous quantity of energy is produced when each atom divides.

Because they are simple to start and regulate, uranium and plutonium are most frequently utilized for fission processes in nuclear power reactors.

In these reactors, the energy released during fission warms water into steam. To create power free of carbon, a turbine is spun by steam.

### Fusion

When two atoms collide to create a heavier atom, such as when two hydrogen atoms combine to create one helium atom, this process is known as fusion.

The sun is powered by a similar mechanism that generates enormous amounts of energy that are many times bigger than those produced by fission. Furthermore, it doesn't generate radioactive fission products.

Scientists are studying fusion processes, but they are challenging to maintain for extended durations because of the extreme pressure and temperature required to fuse the nuclei together.

## Advanced Research and Technology

When producing rare isotopes, radioactive ion beams can offer analysis options that aren't possible with regular ion beams. In particular, radioactive beams make it possible to study nuclear events that are crucial to stellar burning and nucleosynthesis, which take place in high-temperature and/or stable settings in stars. Each isotope in this mixture possesses unique qualities. They have distinct lifetimes that range from a fraction of a second to several billion years, and they emit various radiation kinds and quantities of energy.

## Nuclear Astrophysics and Stellar Evolution

The arrangement of protons and neutrons, as well as their corresponding energies, define the process of atomic nuclei. The nuclear shell model, which is founded on the ideas of quantum mechanics, offers a thorough framework for explaining the patterns of nuclear properties that have been noticed. Recent research has concentrated on the creation of novel theoretical frameworks and experimental methods to investigate the characteristics of exotic nuclei that exist outside of stable isotopes. Our conventional understanding of nuclear structure has been put to the test by the identification of new occult volumes and the appearance of new nuclear forms.

## Applications of Nuclear Physics

### Medical imaging and radiation therapy

Radiation therapy's objective is to give a high dosage of radiation to the tumour or other target area to enhance local disease control while administering a modest dose to healthy soft tissues to minimize adverse effects. Ionizing radiation therapy for the treatment of cancer has advanced significantly during the past century. This transition has been made possible in large part by the development of medical imaging. The advancement of treatment planning was greatly aided by the discovery of computed tomography (CT). CT is still the sole three-dimensional imaging modality utilized for dosage computation, despite certain drawbacks. Secondly employed in the treatment-planning process are more recent image modalities like positron emission tomography (PET) and magnetic resonance imaging (MR) imaging. In the late nineteenth century, three discoveries regarding ionizing radiation were instrumental in the development of radiation therapy

1. November 8, 1895: X-rays discovered by Wilhelm Conrad Roentgen (1845–1923)
2. March 1, 1896: Radioactivity discovered by Henri Becquerel (1852–1908),
3. December 26, 1898: Radium was discovered by Madame Curie (Maria Skłodowska) (1867–1934).

### Radiocarbon Dating And Archaeology



The first set of radiocarbon dates were released in 1949 by American chemist Willard Libby, who was involved in the creation of the atomic bomb. His use of radiocarbon dating is still the primary method for dating the last 50,000 years and is the most significant advancement in absolute dating in archaeology.

An isotopic or nuclear decay technique for determining the age of organic materials is radiocarbon ( $^{14}\text{C}$ ) dating. The method offers a standard chronometric time scale with routine global applicability in the age range of around 300 calendar years to between 40,000 and 50,000 years. Ages up to 75,000 years have been measured using isotopic enrichment and greater sample sizes (Taylor 1987, 2001).

Numerous types of carbon can be measured for radiocarbon.

### **Nuclear forensics and non-proliferation**

Nuclear security strives to stop, detect, and respond to nuclear material theft, sabotage, unauthorized access, unlawful transfer, and other nefarious acts. A crucial component of nuclear security is nuclear forensics. A process known as "nuclear forensics" seeks to reconstruct the past of radioactive material with an ambiguous origin. It is founded on signs that come from established connections between material properties and past processing histories. As a result, the characterization of the material and its relationship to manufacturing history are included in the nuclear forensics investigation. In order to offer information on pre- and post-detonation events (i.e., the range of nuclear security events under inquiry), nuclear forensics, a critical technical skill, uses signatures inherent to nuclear and radioactive materials.

### **Materials science and nuclear waste management**

Nuclear waste management entails minimizing all radioactive waste, classifying it, and choosing the best ways of disposal in accordance with Best Available Techniques (BAT). According to its amount of radioactivity, radioactive waste is often categorized as low-level (LLW), intermediate-level (ILW), or high-level (HLW).

### **Challenges and Future Perspectives**

#### **Limitations and safety concerns**

Nuclear reactions, such as radioactive decay, nuclear capture, and particle-induced reactions, modify atomic nuclei in various ways. For a number of uses, such as the creation of energy, the synthesis of materials, and medical treatments, it is essential to comprehend these interactions. The mechanisms and dynamics of nuclear reactions at both low and high energy have recently been studied. Precision measurements and in-depth analyses of reaction cross-sections and resonance phenomena have been made possible by the development of sophisticated detectors and accelerators.

#### **Fusion Energy Development and Sustainability**

Nuclear processes called fission and fusion, which involve splitting or joining atomic nuclei, respectively, release enormous amounts of energy. Understanding the intricate dynamics and possibilities for energy release in nuclear fission has advanced significantly in recent years. Our understanding of this subject has improved as a result of the study of spontaneous fission and the identification of novel isotopes with distinctive fission characteristics. Additionally, research into nuclear fusion has yielded encouraging results, with experimental improvements in fusion-controlled devices like tokamaks and stellarators opening the door to the creation of sustainable energy.

#### **Nuclear physics in the context of quantum computing**

Our knowledge of matter and energy has undergone a revolutionary change because to developments in nuclear physics. The investigation of nuclear structure, reactions, and fission/fusion processes has deepened our comprehension of the complex nature of the atomic nucleus. These developments have produced useful applications in fields including energy production, medicine, and astrophysics in addition to adding to theoretical knowledge. We can look forward to new discoveries that will help us to better understand the atomic nucleus and the phenomena that it is connected to. The advancements in nuclear physics have a wide range of applications. Despite its difficulties, nuclear energy is nevertheless a substantial source of electricity generation worldwide. The synthesis of isotopes for medical diagnostics and cancer treatment has been made easier because to developments in accelerator technology. By using laboratory data and theoretical models, nuclear physics is also essential for understanding astrophysical phenomena like nucleosynthesis and stellar evolution.

#### **Recap of key findings and contributions of nuclear physics**

High-energy electron scattering experiments in nuclear physics can reveal details about the structure of nuclei. According to the findings of these tests, the density of nuclear matter at the center of every nucleus is essentially the same. Nuclear physics is the study of the structure of nuclei as well as how they arise, remain stable, and degrade. It strives to comprehend the underlying nuclear forces in nature, their symmetries, and the intricate interactions between protons and neutrons in nuclei and between quarks inside hadrons, including the proton, that result from these interactions.

#### **Future Directions and Potential Applications**

If you want to offer new questions, theories, or areas for additional research in nuclear physics, theoretical or exploratory study is typically more appropriate.

## Importance of continued research in nuclear physics

This research study intends to provide a broader understanding of the theoretical underpinnings, technological developments, and applications of nuclear physics by providing a thorough assessment of the field. It explores the ethical and safety issues related to nuclear energy and armament while also highlighting the significance of nuclear physics in forming our understanding of the universe. This study anticipates future developments and discoveries that will continue to influence the area of nuclear physics in the years to come by examining the difficulties and opportunities.

## References

- R. E. Pollock and D. L. Morton, "Principles of surgical oncology," in *Cancer Medicine*, D. W. Kufe and R. E. Pollock, Eds., B. C. Decker, Hamilton, Ontario, Canada, 2000.
- V. T. De Vita Jr. and E. Chu, "A history of cancer chemotherapy," *Cancer Research*, vol. 68, no. 21, pp. 8643–8653, 2008.
- F. M. Khan, "Clinical radiation generators," in *The Physics of Radiation Therapy*, Lippincott Williams & Wilkins, Philadelphia, Pa, USA, 2010.
- K. U. Hunter and A. Eisbruch, "Advances in imaging: target delineation," *Cancer Journal*, vol. 17, no. 3, pp. 151–154, 2011.
- CURRIE, L.A. 2004. The remarkable metrological history of radiocarbon dating. *Journal of Research of the National Institute of Standards and Technology* 109: 185-217.
- Anspaugh, L. R., Catlin, R. J., Goldman, M., *The Global Impact of the Chernobyl Reactor Accident*, Science 242, Dec 16, 1988, p15 13
- Becker, Edwin D., *High Resolution NMR*, Academic Press, 1969.
- Beiser, *Perspectives of Modern Physics*, Sec 5.3. Reference for alpha scattering geometry
- Blatt, Frank J, *Modern Physics*, McGraw Hill, 1992. Mossbauer effect, Ch 15. Rutherford scattering, Ch 14.
- Booth, C. N. And Combley, F. H., *Nuclear Physics 303*, <http://www.shef.ac.uk/umi/academic/N-Q/phys/teaching/phy303/phy303-3.html> External link
- Cowan, George A., *A Natural Fission Reactor*, *Scientific American* 235, July 1976, p 36.
- Dalrymple, G. Brent, *The Age of the Earth*, Stanford University Press, 1991.
- Das, Ashok and Ferbel, Thomas, *Introduction to Nuclear and Particle Physics*, Wiley, 1994.
- Evans, Robley D., *The Atomic Nucleus*, McGraw-Hill, 1955.
- Jelley, N. A., *Fundamentals of Nuclear Physics*, Cambridge University Press, 1990.
- Krane, Kenneth S., *Introductory Nuclear Physics*, Wiley, 1987.
- Levin, Harold L., *The Earth Through Time*, 2nd Ed., Philadelphia:Saunders College Publishing, 1983. Discussion of radioactive dating processes.
- Mulligan, Joseph F., *Practical Physics: The Production and Conservation of Energy*, McGraw-Hill, 1980.
- Nave, C. R. And Nave, B. C., *Physics for the Health Sciences*, 3rd Ed, W. B. Saunders, 1985.