

Soil Nutrient Manager: A Mobile App for Soil Fertility Check and Prediction of Crop Yield

Dr. Priyanka R^{1†} and Tejaswini.N^{2††},

¹ Dept. of Information Science and Engineering, Cambridge Institute of Technology Bangalore, Affiliated to VTU Belagavi (Karnataka), India ,priyanka.89.r@gmail.com.

² Assistant Professor, Dept of Computer Science and Engineering, JSS STU, Mysore, Karnataka, tejaswini.dec06@gmail.com India

Abstract - *The purpose of the study is to create an application in order to establish a solution for Soil Fertility Checks and Crop Prediction Using Machine Learning. In India, traditional farming practices are used without knowledge of the soil's quality or composition. The suggested application will assist farmers and gardeners in determining the soil's fertility using only common household items and no special equipment. Using pH drops or litmus paper, we may calculate the pH value based on the colour intensity. Then, we may assess the quantities of nitrogen (N), potassium (K), and phosphorus (P) in the soil using the pH of the soil. To estimate pH value, we are utilising a classification system, a clustering method, and suitable techniques based on sustainable crops.*

Keywords- *pH value, classification algorithm, soil fertility and clustering algorithm.*

I. INTRODUCTION

One of the key sources of revenue for the Indian economy is agriculture. India is rated second globally in terms of agriculture output. We continue to have the lowest per capita production and farmer income due to the use of traditional techniques. We continue to have the lowest per capita production and farmers' income while using conventional methods. Food insecurity is brought on by seasonal climate changes that are harmful to basic resources including soil, water, and air.

A smart system that can address the issue of declining agricultural output is required in a scenario where crop yield rates are continually falling short of fulfilling demand. When there are several crops

to be grown, it can be challenging for farmers, especially if they are unaware of market values. In this scenario, we want to employ a certain plant to carry out our research, which entails soil study and crop production projection.

A farmer's prior expertise with a particular crop was previously used to compute yield prediction. But nowadays, machine learning is used by the suggested system to produce the predictions. It has a significant impact on farmers' ability to select the best crops for their region. The NPK and pH values of the soil are provided through soil analysis, which is a crucial methodology.

The list of crops that are suitable is anticipated and the processes are shown depending on the values we obtain from the suggested system. India has seen significant economic and social upheaval due to rising suicide rates among small and marginal farmers. Our goal is to provide support and resources to such farmers and communities in order to overcome these problems.

There is currently no software available that suggests crops depending on several variables including soil type and meteorological conditions like temperature and rainfall. Additionally, the systems that are now in use are hardware-based, which makes them costly and challenging to maintain. The suggested solution suggests a mobile application that, by forecasting yield, can accurately tell a farmer which crop will be the most profitable.

The proposed system will help the farmers to check the fertility of soil without any kit & using only household products (i.e., Vinegar & Baking soda). We can find the pH value whether it is alkaline or acidic and we use litmus paper or pH drops, based on intensity of

colour we can determine the pH value & we can estimate Nitrogen(N), potassium(K) and phosphorous(P) from the pH of the soil. So, with the help of the NPK values and the pH of the soil we can predict the suitable crops for particular.

For greater agricultural yields, farmers must be knowledgeable about soil fertility. To maximise the production of a given crop and to choose the appropriate fertiliser, The macronutrients and micronutrients in the soil must be known to farmers. Soil testing is a crucial component of farming. Currently, it takes a few weeks for a government lab to evaluate a specific soil sample. There is a danger that farmers could receive inaccurate information and that soil samples will go missing. Therefore, we are recommending an application to automate the manual procedure of soil testing and nutrient estimation.

II. LITERATURE SURVEY

In [1] the authors have proposed that the project will help the farmers by predicting the crops that need to be cultivated before they cultivate crops in their agriculture land. So, by this system prediction the farmer can take a proper decision where he can select a high yielding crop to be cultivated in his farm. For this prediction method Deep reinforcement learning will provide the way a by building a proper framework in order to predict the crop yield. This method will usually collect all the raw data of the soil, land, climate, humidity etc. that are needed to be mapped to give the prediction. This project constructs a Deep Recurrent Q-Network model which is an algorithm that determines the crop yield. This algorithm is stacked with a layer of Networks that have data parameters passed to constructs a crop yield prediction by taking the input parameters given by the user. A linear layer from the network algorithm will map the Recurrent Network output values to the Q-values. Finally, the algorithm provides the output values that have minimal error and have forecast accuracy.

In [2] the authors have proposed that this paper aims to help to predict the crop that helps the Indian agriculture sector if provided with the proper set of data on rainfall and humidity. The parameters also require the data on potassium, nitrogen, phosphorus and the pH value of the soil in-order to provide the required output [10]. This research uses different types of machine learning algorithms that will help to predict the type of crop required for plantation if provided with the climatic conditions as the input data. This work also helps in analysing the role and impact of the soil and its conditions

to predict the suitable crop. We got to know from the output that by humidity and rainfall data parameters we can predict specific crop for the land to be planted. The potassium and nitrogen content ratio present in the soil will help the selection of the crop. By using the feature selecting algorithm rainfall acts as important attribute to provide the output data. Different ML algorithms like k-NN, RF and GB trees were taken into consideration to compare the provided input data values [11]. These methods gave the best output accuracy to build a proper prediction system. However, we can still improve this system using different set of data to predict the crops.

Crop yield prediction, which is a key topic in the agricultural industry, is the focus of [3], and it may be accomplished utilising statistical and machine learning techniques. In this model, mainly we use statistical model MLR and machine learning models such as BPNN, SVM, and GRNN models, are used for taking wide area data parameters of agriculture land. Compared to the statistical model, the ML models give the results more accurately as predicted by the model when it is validated with the real time result analysis. GRNN model plays significant role to provide more variance and higher prediction than the other ML models [12]. So, by the analysis we can conclude that GRNN model is more suitable for the prediction of wide area spectrum to make the accurate prediction of the crop to be yield.

In [4] the authors focused on the farmers with two different approaches. Along with the parameters of present data inputs, historic data sets are also taken by the government websites in-order to predict the crop more accurately. The historic data sets consist following parameters temperature, humidity and rainfall. These datasets are gathered and kept in storage. The effort will examine the parameters utilising the DHT-22 sensor and historical data gathered from the government website in order to provide reliable crop predictions [14]. The type of soil is determined by using the supervised and non-supervised algorithms. Using the learning network algorithms dataset is trained. The most accurate forecast is delivered to the end users after being compared to the others. It will forecast the crop as well as the necessary and appropriate fertilisers for the crop. The accuracy of the result is improved by using both current and historical data sets [15]. Thus, this technique will lessen the challenges experienced by the farmers and improve the calibre of their job.

According to [5], the key factors influencing crop forecast are soil vegetation and local humidity. This paper use the Deep Recurrent

Q-Networks vector technique to forecast it. This algorithm will provide detailed predictions about the functionality that plants must have in order to be predictive. A appropriate yield prediction framework is created by deep reinforcing function, which will plan the unmapped facts in crop prediction rates. According to [5], the key factors influencing crop forecast are soil vegetation and local humidity. This paper use the Deep Recurrent Q-Networks vector technique to forecast it. This algorithm will provide detailed predictions about the functionality that plants must have in order to be predictive. A appropriate yield prediction framework is created by deep reinforcing function, which will plan the unmapped facts in crop prediction rates.

The work in [6] is mainly used to forecast the market prices of the crop yield. In addition, it also provides economic plans and suitable agricultural products. Here we use the different ML algorithms such as Deep Yield, CNN-LSTM that predicts the suitable crop, prices and agricultural products. However, in this study there are mainly two architectures that have been considered. The first architecture includes 2D-CNN, skip connections, and LSTM-Attentions. The second architecture includes 3D-CNN, skip connections, and Conv LSTM Attention. The second proposed architecture provides the more accurate predictions compared to the first architecture predictions [10]. Finally, this project provides us the prediction of the crops along with plans to get a proper market price for the crop to sustain the needs of the farmers.

In [6] the farmers do farming by traditional method, without knowing the soil type, humidity and data sets that are required to give a good crop. Because of this farmer will not get profits from the farming. Thus, we need an automated process from the existing soil methods that will predict the yield more accurately rather than having human errors and thus crop prediction can be done. So, we provide a hand device that determines the pH of soil and provides data on phosphorous, potassium and nitrogen based on the pH of the soil [8]. Based on the information we receive from our device, we utilise a classification system to anticipate appropriate crops, and we also supply the appropriate fertilisers needed for that field [16].

III. PROPOSED METHODOLOGY

Our system's primary goal is to automate the manual process of soil testing and nutrient estimate. In our approach, we check the soil fertility using common household items like litmus paper. The fertility level of the soil will be determined by our system's analysis of the

soil's characteristics and nutrients, such as NPK. Our system will analyse the soil and forecast the crops as well. According on NPK values, the system will also recommend a list of fertilisers for that crop [9]. During the cultivation phase, farmers can test the soil several times and take the required precautions to produce good yield. Reports will be produced at the conclusion so farmers may track their fertility.

The system use machine learning to estimate the harvest, and Python is used as the programming language because it is well-known for usage in machine learning experiments. In order to learn from past events and create a trained model, machine learning employs historical data and knowledge. The model then predicts the outcome. The classifier's accuracy will increase with the quality of the dataset gathering. Regression and classification techniques used in machine learning have been found to outperform a number of statistical models.

The production of crops is entirely reliant on geographical elements such as soil chemistry, rainfall, topography, soil type, temperature, etc. These elements significantly contribute to an increase in crop output. Additionally, market factors impact the crop(s) that should be planted for optimal profit. To anticipate the yield, we must take into account every aspect individually. As a result, we develop an application that employs machine learning to anticipate crop yield utilising methodologies from the area of agriculture.

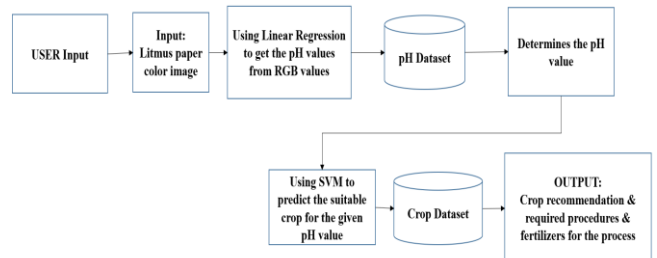


Figure 1 System Architecture

A high-level overview of the functions and duties of the system is provided by the system architecture. It outlines how the system is divided into several subsystems and the varied roles that each one plays.

Farmer's input: After litmus paper test, the user can upload the image of the litmus paper for the colour classification to determine the pH value from the colour dataset. The user can directly input the pH value.

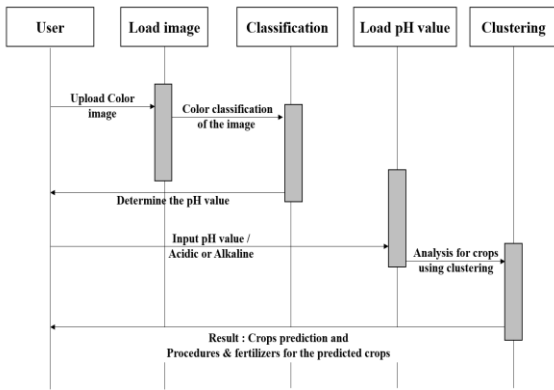


Figure 2 Sequence Diagram

An interaction diagram that demonstrates how processes interact with one another and in what order is known as a sequence diagram in the Unified Modelling Language (UML). It is a Message Sequence Chart construct. Event diagrams and event scenarios are other names for sequence diagrams. Sequence diagrams aid in planning and comprehending a scenario's intricate operation, whether it be present or hypothetical. They might be helpful resources for companies and other institutions. Fig. 2 above displays the sequence diagram for the suggested system.

Incise the pH value is unknown, the User will upload the litmus color image to the system to determine the pH value.

Using KNN model the image is classified and the pH value is determined. If the pH value is known, the user will load the value as the input to analyse the NPK values.

Using the Keans model the crops are predicted with the analysis of NPK values. As a result, the predicted crops and the fertilizers & procedures for the crops are given to the user.



Figure 3 Litmus Paper.

Litmus paper is a filter paper that has been treated with a lichen-provided natural-soluble dye. Litmus paper is a piece of paper that produces a result which can be used as a pH indicator. Wood cellulose, lichens, and adjunct compounds are the primary raw materials used to produce litmus paper. Litmus paper is made mainly of paper, as the name suggests. Litmus paper must be free of pollutants that could influence the pH of the system being tested.



Figure 4 Distilled Water

The definition of distilled water is water that has been cooked into a vapor and then condensed back into liquid in a different container. Water contaminants from the original container still exist since they do not boil at or below the water's boiling point. As a result, distilled water is one kind of refined water.

IV. RESULTS

Firstly, the farmer must perform the manual test using litmus paper and distilled water. Upload the image of the litmus paper in the web application. After the image is uploaded, the linear regression takes place to predict the pH value using the color of the litmus paper. After the pH values is determined, it predicts the crops for the obtained pH value using Keans clustering algorithm.

Secondly, it also predicts the cost and amount of basic nutrient fertilizers to be used for the land. To predict the NPK values, it uses Gradient boosting algorithm. The user interface figures are shown below:



Figure 5. Interface Design

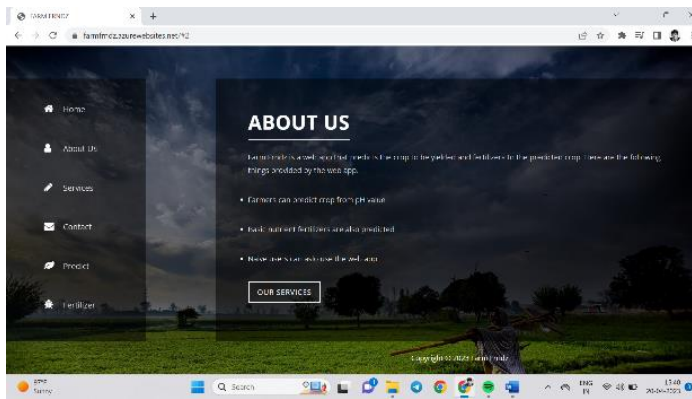


Figure 6. Interface Design showing about us

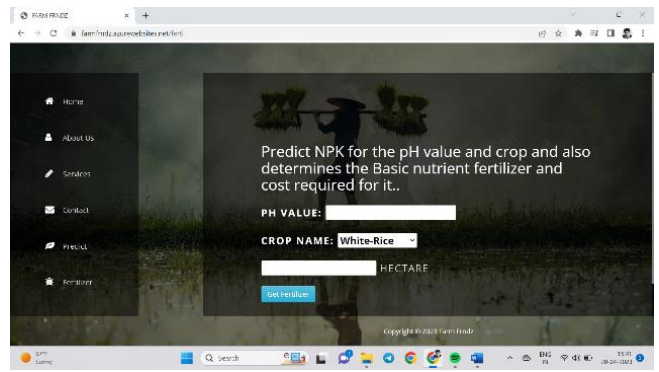


Figure 9. Interface Design showing PH prediction

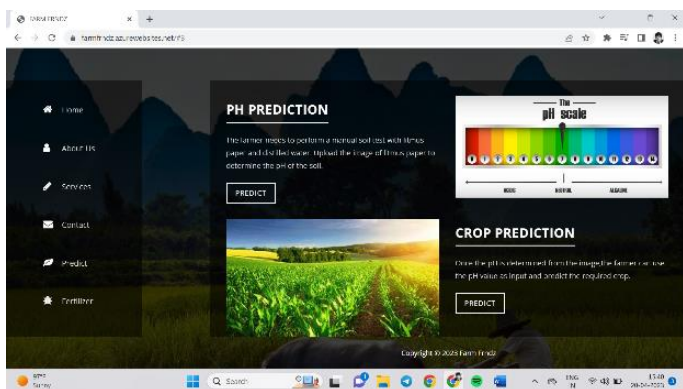


Figure 7. Interface Design showing PH prediction

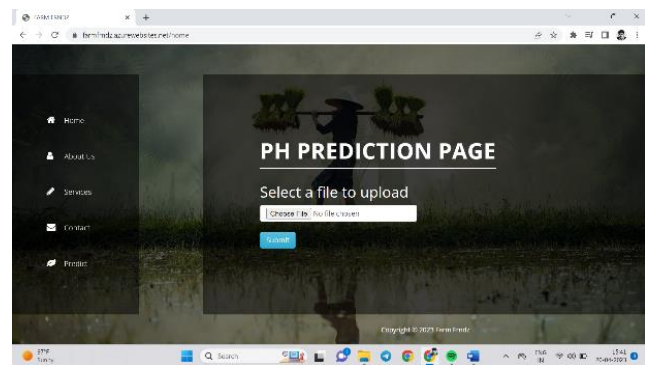


Figure 8. Interface Design showing PH prediction page

V. CONCLUSION

In the strategy we propose, we employ a soil testing technique that uses Litmus paper to ascertain the pH of the soil. Then, based on pH, we forecast a list of appropriate crops and fertilisers. By substituting our model, which produces results in real time, for the manual soil testing process, we will be able to overcome its shortcomings. The suggested approach is quite effective.

VI. REFERENCES

- [1] Crop Yield Prediction Using Deep Reinforcement Learning Model for Sustainable Agrarian Applications by Dhivya Elavarsan and P. M. Durairaj Vincent., Open Access Journal, May 6, 2020.
- [2] Crop Type Prediction: A Statistical and Machine Learning Approach, LISV Laboratory, by Bikram Pratim Bhuyan, Ravi Tomar, T. P. Singh and Amar Ramdane Cherif. University of Paris Saclay, Accepted: 23 December 2022 Published: 28 December 2022
- [3] Crop Yield Prediction Using Machine Learning Approaches on a Wide Spectrum, by S. Vinson Joshua, Selwin Mich Priyadhason, and Worawat, Tech Science Press, DOI: 10.32604/cmc.2022.027178.
- [4] Smart Crop Prediction using IoT and Machine Learning by Archana Gupta, Dharmil Nagda, Pratiksha Nikhare, Atharva Sandbhor. International Journal of Engineering Research & Technology (IJERT) ISSN: 2278-0181 Published by, www.ijert.org NTASU 2020 Conference Proceedings.
- [5] An Improved Farmland Fertility Algorithm for Global Function Optimization, by Yan-Jiao Wang and Ye Chen from School of Electrical Engineering, Northeast Electric

- Power University, Jilin 132012 China, June 15, 2020.
- [6] Application of Machine Learning on Crop Yield Prediction in Agriculture Enforcement”, by D. Jayakumar, S. Srinivasan, P.Preethi Sreelekha Vemula, Narashema Sri from the Geintec Innovative Technologies (ISSN:2237-0722), Accepted: 01.05.2021.
- [7] Multispectral Crop Yield Prediction Using 3D-Convolution Neural Networks and Attention Convolutional LSTM Approaches, by Seyed Mahdi Mirhoseini Nejad Dariush Abbasi-Moghadam , Alireza Sharifi IEEE Journal of Selected Topics in Applied Earth Observations and Remote Sensing, vol. 16, 2023.
- [8] Soil Analysis and Crop Fertility Prediction by Komal Abhang Surabhi Chaughule, Pranali Chavan, Shraddha Ganjave from International Research Journal of Engineering and Technology.
- [9] Crop Yield Prediction Using Random Forest Algorithm”, 2021 7th International Conference on Advanced computing and communication system (ICACCS) issues:June 30,2021.
- [10] Crop Yield Prediction using Regression”, International Research Journal of Engineering and Technology(IE-GRT), volume:07, Issue:05 may,2020.
- [11] Heuristic Prediction of Crop Yield using Machine Learning Technique” by S. Pavani, Augusta. Sophy Beulet P, International Journal of Engineering and Advanced Technology (IJEAT) Volume-9, December 2020.
- [12] Crop Prediction using Machine Learning”, Proceedings of the Third International Conference on. Smart Systems and Inventive Technology (ICSSIT 2020), IEEE Xplore Part Number: CFP20P17-ART.
- [13] Prof. Priyanka R and Dr. Satyanarayan Reddy, “An end-to-end security aware WSN approach with localization & Authentication and data exchange security”, International Transaction Journal of Engineering, Management, & Applied Sciences & Technologies, ISSN 2228-9860, 23-05-2022.
- [14] Prof. Priyanka R and Dr. Satyanarayan Reddy, “An efficient routing mechanism for node localization, cluster based approach and data aggregation to extend WSN lifetime”, INASS, ISSN:1882-708X, 16-09-2021.
- [15] Prof. Priyanka R and Dr. Satyanarayan Reddy, “Design and Implementation of contact-less face mask dispenser”, GIS SCIENCE, ISSN NO:1869-9391, 2021.
- [16] Dr. Satyanarayan Reddy K and Ms.Priyanka.R, “A Comprehensive Survey on Energy Efficient Routing Techniques and Various Attacks in Wireless Sensor Networks”, Scopus Indexed Journal (Unpaid) International Journal on Emerging Technologies (IJET), ISSN No. (Online): 2249-3255 0975-8364,2020.