

FINALL_Book Chapter(02-10-2023)

by Turnitin @plagiarism Check

Submission date: 02-Oct-2023 02:00PM (UTC+0700)

Submission ID: 2183084595

File name: FINALL_Book_Chapter_02-10-2023.docx (295.45K)

Word count: 4290

Character count: 24808

A NOVEL TWO ELEMENTS MIMO ANTENNA FOR 5G COMMUNICATION

¹RAJU THOMMANDRU, ²Dr M. PURNA KISHORE, ³DESIMALA PRABHAKARA RAO, ⁴ARUMALLA RAJA, ⁵SHAIK MAHABOOB SUBHANI

^{1,3}Associate Professor, Department of ECE, Chalapathi Institute of Technology, Mothadaka, Guntur, Andhra Pradesh, India

²Professor, Department of ECE, KKR & KSR Institute of Technology & Sciences, Vinjanampadu, Guntur, Andhra Pradesh, India

^{4,5}Assistant Professor, Department of ECE, Chalapathi Institute of Technology, Mothadaka, Guntur, Andhra Pradesh, India

Corresponding Email ID : raazu.thommandru@gmail.com

ABSTRACT: High speed data transfer, higher receive reception, and an improved bit error rate are requirements in the present age of communication technology. The next-generation technology known as 5G is quickly gaining attention because it increases capacity while also offering excellent service quality, very low latency, and fast data speeds. Antenna design and development are essential for the proper operation of any 5G devices. With increased bandwidth, gain, and reduced radiation losses, the antenna should be able to cover the proposed 5G bands. It also needs to be inexpensive and small in size. The desire for high-quality, continuous broad band communications is common, high data rates and bandwidth, in particular in countries that are developing like India. Wireless systems data rates, capacities, and connection dependability may all be significantly increased using MIMO (multiple input and multiple output) technology due to its ability to transmit and receive data over many paths. Currently used in 4G user equipment, the MIMO system is a promising technology for application in 5G mobile terminals. As a result, a novel two-element MIMO antenna for 5G communication is described in this work. To effectively isolate the antenna radiators from one another, two radiators are used in this design, each having slits. Compared to earlier 5G antennas, the MIMO antenna will keep a typical small size.

KEYWORDS: multiple input and multiple output (MIMO) fifth generation (5G).

I. INTRODUCTION

Communication has become an essential component of life in the modern era, demanding the improvement of the communication system.

Over the past two years, wireless communication has developed into one of the most growing and quickly increasing technological sectors worldwide. It is frequently used in our homes and has a wide range of applications in the electrical devices we use every day, including computers, mobile phones, and televisions. They are now discussing "all connected" or The introduction of the fifth generation (5G) the Internet of Things (IOT) [1]. These are electrical wirelessly linked devices that can share information with a computer, tablet, or smartphone that can detect, examine, and respond to their environment [7].

An unambiguous technological representation of the solution to the increasing need for high-speed connections and sophisticated wireless applications are the extensive research and development being done on fifth Generation (5G) technology. The next-generation technology known as 5G, is quickly gaining popularity because it increases capacity also offering excellent service quality, very low latency, and fast data rates. These domains of healthcare, education, business, and other social sectors are all benefit significantly from 5G [3]. With the quick development of current wireless technology, particularly with 5G, number of new features are now possible, including greater data rates and quickly high-quality transmission speeds.

Wireless systems have grown significantly over the years. The antenna, which uses ElectroMagnetic (EM) waves to send and receive data, represents the component of a wireless communication system that is most important. Transmitter, receiver, and medium make up the fundamental communication system. The medium is used in the communication system to transport radio frequencies from transmitter to receiver. An antenna is a device that transmits or receives signals in this context. As a result, the antenna is important to the wireless communication system. In order to function effectively, antennas need to be designed appropriately depending on their intended uses, and the parameters determine the extent to which the antenna performs [8].

Among the a wireless communication subsystem's most crucial components is an antenna because it is used for signals with a certain intensity and direction to be transmitted and received. Microwave, radio, and satellite signals can all be sent, received, and transmitted using a conductor known as an antenna. There is a need for the construction of a small size antenna due to the regular advancements in technology, particularly in the field of communication devices like mobile phones, radio sets, laptops with wireless connections, etc. [4].

Technology developments in communication have increased the use of wireless devices. Additionally, the requirement for the miniaturization of these wireless devices is constantly increasing, greater data rates, and operating speeds. The antenna design faces a number of difficulties depending on the application. Utilizing diversity through the use of many antennas simultaneously for transmission and in this case, enhancing reception is one way to speed up transmissions without increasing the given signal's strength or bandwidth. This multiple inputs multiple outputs (MIMO)

technology is used. Among the fundamental 5G communication technologies is this well-known procedure.

To develop a suitable MIMO antenna system for smartphones, it is necessary to consider a number of antenna design parameters, such as low-profile, simple fabrication, and high-isolation [5]. Among the various antenna structures in demand are those with a number of interesting qualities, including low-profile, small in size, and requiring wide operational bandwidth, which are current requirements. As a result, it is necessary to develop an antenna that combines ¹⁷the important qualities listed above. The united states federal communications commission (FCC) and other regulatory agencies have set limits on the effective isotropic radiated power (EIRP), which is a type of electromagnetic radiation, the antenna must meet the minimum gain and maximum value requirements as well as those of the frequency range in order to function [9].

Despite the possibility of using a typical microstrip patch antenna for 5G, the smaller antenna means that it has a narrower bandwidth. The antenna's bandwidth has to be expanded some techniques are implemented, such as the meta-surface, thick, stacking substrate, low permittivity substrate, shorting pins, folded patch, slots, slits and crossing stub structure [6]. ¹⁵There is a capacity restriction in standard single input single output systems (SISO). Multiplexing, diversity, ¹⁵in, multipath fading reduction, and multiple-input, multiple-output (MIMO) antenna configurations are thought to increase all aspects of channel capacities. The MIMO approach, which offers high data rates, large capacity, good spectrum efficiency, and significant diversity is essential to next generation wireless/mobile communication systems [2].

MIMO systems allow simultaneous communication of several independent data streams. The limited space within mobile phones is a significant design difficulty for MIMO systems. The recent analysis has examined a number of MIMO systems and has provided examples of various MIMO-based mobile equipment antenna designs [12]. The fifth Generation (5G) wireless system designers require a unique concept and design method to support faster data rates, better dependability, more connection, reduced latency, and increased security features. Over the years, different MIMO antenna designs are described.

The growing demand for high data rates is represents a lot of interest in MIMO antennas have now regarded as a important component of millimeter-wave communication. Because of the expected characteristics of faster data transfer, higher coverage, and resistance to numerous fading paths, MIMO technology is strongly advised. Mutual coupling caused by surface wave propagation and insufficient separation between system components decrease the channel capacity of some MIMO systems, which results in poor impedance and radiation performance. Simply increasing the physical distance between the radiators will result in great isolation, but this causes the antenna to increase an large size.

Researchers have made an effort to create methods that maximize packing density while improving isolation between radiators. Therefore, it would be important to maximize mutual coupling in wireless networks for communication. To achieve better results, this analysis presents a novel two elements MIMO antenna for 5G communication is presented. The analyses remaining sections are structured as follows: In this Section II provides a explanation of the literature review. In the

Section III presents a novel two elements MIMO antenna for 5G communication. In the Section IV describes the results of the analysis. Finally, this analysis is completed in Section V.

II. LITERATURE SURVEY

R Rashmitha, Jugale Ajit Abhinandan, Niran N, Riyaz Mohammed Ahmed et. al., [13] for 5G communications on fixed, mobile, and satellite, offers a microstrip patch antenna architecture. This technique was used by the scientists to build and a microstrip patch antenna for 5G communications should be created. The antenna operates at 43.7GHz in the Extremely high frequency (EHF) bands. The design was applied to a 4.4 relative permittivity Fire Resistant 4 (FR4) epoxy substrate. The gain, radiated patterns, voltage standing wave ratio (VSWR) return losses, and current distributions of the antenna have all been investigated. The generated outcomes are checked against the specifications, and potential applications are described.

J. Colaco and R. Lohani et. al., [14] creates a rectangular patch for a microstrip patch antenna used in 5G applications with a dielectric constant of 2.2 and a dielectric loss tangent of 0.0010. Modeling and analysis of the design is accomplished using the software named Feko. After modelling, the researchers discovered an antenna with a radiation efficiency of 99.5%, 3.56 GHz bandwidth, VSWR < 2, 10 dB gain, and 33.4 dB return loss are all present in appropriate quantities. This proposed architecture is advantageous in the current world state of lockdown.

Maheswari T., S.Sai Reddy, V.Uma Sankar, B.Pradeep Kumar, Rushendrababu K. et. al., [12] provides an explanation of a micro-strip patch antenna for 5G wireless applications is designed. This study aims to develop a rectangular Microstrip patch antenna for wireless devices and radios are one of the 5G frequency bands is 4.5 GHz,

which is used by small mobile devices. The dimensions of the antenna were determined using analytical (mathematical) procedures, and Rogers Ultralam1217, in the design, a dielectric substrate with a dielectric constant of 2.17 was used. Transmission lines are used to achieve these models. In the High frequency structured simulator (HFSS), a microstrip patch antenna is developed and modeled.

Sudakshina Tiwari, Nitesh Kumar et. al., [16] an antenna for the 5G bands that uses MIMO. The problem of mutual coupling is one that has to be resolved with MIMO design, since MIMO antenna technology offers greater receive reception, a better bit error rate, and fast data transfer. In this analysis, authors have presented a 5G band MIMO antenna and a solution for problem of mutual coupling by using a decoupling element. The antenna's center frequency ranges from 38 to 39 GHz.

Zhao A., Ren Z., and Wu S. et.al, [17] generates a small, for 5G mobile terminals, a MIMO antenna with a decoupled antenna pair is used. This analysis offers a framework for operating mobile terminals at multi-input and multi-output (MIMO) and fifth-generation (5G) speeds a self-decoupled small antenna architecture. Along the identical side of the system grounding plane, the antenna construction consists of two adjacent antenna elements that are placed closely together. The two adjacent antenna parts sharing a single common grounding branch can result in a small self-decoupled antenna pair. The proposed working range the 3.5GHz frequency spectrum with isolation greater than -17dB for the MIMO antenna system. A working antenna prototype has been made, and measurements and simulations indicate good agreement.

Mahabub Atik, Sayedur Md. Rahman, Al-Amin Md., Mostafizur Md. Rahman, Md Rana Masud et. al., [22] explains the construction of a multiband patch antenna

for 5G communication networks. For each of the aforementioned systems operating frequencies, high gain, directivity, exceptionally low voltage standing wave ratios (VSWR), and directional radiation patterns were all features of the suggested antenna arrays. This antenna is intended for usage with several bands, making it useful for 5G applications in addition to Wi-Fi and WiMAX (Worldwide Interoperability for Microwave Access).

Gaikwad Pooja Mohan, Prof. Dr. Suhas S. Patil et. al., [23] discusses fractal microstrip patch antenna design and development for 5G communications. This method uses fractal technology to produce a microstrip patch antenna in the shape of a rectangle for 5G mobile communications. Compactness, multiband frequency, and impedance matching are utilizing fractal technology. 3.73GHz, 5.82GHz, and 8.85GHz are resonance frequencies for the antenna. For WLAN, WSN, Wi-Fi/Wi-Max, and Hiper LAN2, this antenna is helpful. To improve performance, researchers look at antenna features such radiation pattern, current distribution, VSWR, and S11. The HFSS programme is used to create the microstrip antenna.

Kumar Reddy N, Hazra Asish and Vinod Sukhadeve et. al., [24] The fifth generation (5G) of mobile communications is outlined in upcoming 5G mobile wireless using a small elliptical microstrip patch antenna for communications, they provide an elliptical inset fed microstrip patch antennas. With a relative permittivity of 4.4, a small Fr-4 substrate with measurements of 3 x 5 x 1.6 mm holds the antenna in place. The reflection coefficient (S11) of the antenna is found to be less than -10dB at 28 GHz and rather steady emission patterns by simulating it using the HFSS software.

III. A NOVEL TWO ELEMENTS MIMO ANTENNA

This section introduces a novel two-Element MIMO Antenna for 5G communication. The configuration of the two-element MIMO antenna for 5G communication is shown in Fig. 1. There are several sending and receiving channels on the several Input Multiple Output antenna. This antenna utilizes the multipath propagation phenomenon, increasing the possibility of receiving reception. Against single input, multiple output (SIMO) and single input and single output (SISO) antennas, it additionally increases data speed and has a very low bit error rate. Because of this, next-generation communication systems most frequently utilize

Using a coaxial probe, feed the radiating patch, the y-axis should be paralleled by the surface they implement; this surface is shown in Figure 1(c) as a feed line. The perfect electric conductor (PEC), the antenna's main radiating component, it has been protected by the coaxial feed's inner conductor, which is afterwards soldered. The specified top radiating element and bottom ground plane both antenna are close to the coaxial feed's outer conductor.

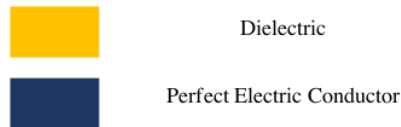
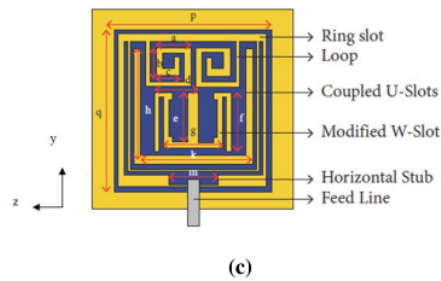
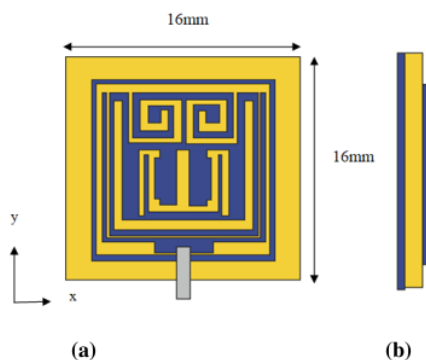


Fig. 1: The two-element MIMO antenna's configuration and material requirements are provided. In (a), (b), and (c), front view, side view, and geometrical data are displayed, respectively, for the antenna: $a = 3.18$ mm, $b = 2.55$ mm, $c = 2.15$ mm, $d = 4.03$ mm, $e = 5.5$ mm, $f = 5.4$ mm, $g = 5.5$ mm, $h = 10.45$ mm, $k = 10.9$ mm, and $m = 4.4$

This is the key factor in achieving resonance at a lower frequency. Figure 1(c) shows the labels and physical dimensions to help with understanding of the constructed patch antenna. Therefore, a number of methods are used to strengthen this inductive impact.

This paper describes a two-element-based MIMO antenna system that is inexpensive, low-profile, and small with a significantly decreased $S_{21} < -36$ dB mutual coupling. Two slots are added to the radiating portion of the antenna elements and In order to increase the isolation in these tightly packed components, a 45° clockwise rotation of the antenna components is applied. High isolation is achieved by extending the physical distance between the resonators through these slots. The basic architecture of the antenna is excited by a $50\text{-}\Omega$ feed line. This pattern is used on a Rogers 4350B laminate that is 0.8 mm thick. Given that the radiators in the provided structure have minimal mutual coupling, considering the high level of agreement between the outcomes of the simulation and

measurement, 5G communication may be feasible due to its high diversity gain and low envelope correlation.

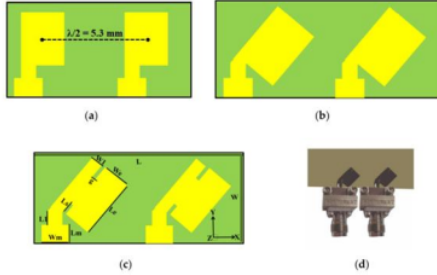


Figure 2: The provided MIMO antenna's design progression (a) Straight elements (b) Bend elements (c) provided (d) Prototype.

These antenna components that are currently being used are basic patch antennas with a rectangular form. Using the widely-accepted transmission line theories, the exact measurements of the MIMO antenna in the illustration have been determined.

The described theory, the Width (W) and effective resonant Length (L_{re}) are determined for a given resonant frequency (f_r).

$$L_{re} = c / ([2f_r] \sqrt{((\epsilon_r + 1)/2 + (\epsilon_r - 1)/2(1 + 12h/W)^{-0.5})) - 2\Delta L} \quad (1)$$

$$W = \frac{1}{2f_r \sqrt{\mu_0 \epsilon_0}} \sqrt{\frac{2}{\epsilon_r + 1}} \quad (2)$$

Similar to that, h stands for the substrate's thickness, c for light's speed, f_r for resonance, and ΔL for the fringing-induced length difference. Permeability, relative permittivity, and free space permittivity are all represented by the letters ε₀, ε_r, and μ₀, respectively. The provided antenna's dimensions for 29 GHz were determined using the calculations above.

The presented MIMO antenna is smaller than existing antennas, with total measurements of 11.2x5.3x0.8 mm³. A operating element at 45 degrees has a 3.66 relative permittivity on Roger 4350B substrate, 0.8 mm in thickness, two radiating patches with slots are printed, having a thickness of 0.8 mm. The radiators were 3.62 mm long and 2.7 mm wide, respectively. A shared ground plane supports the substrate. At first, only straight antenna components with mutual coupling of S₂₁ < -16 dB working at 38 GHz are planned. By adding slots and rotating them 45 degrees clockwise, there was found to be little mutual contact between the patches. Slots lengthened the current route, with the necessary frequency of 29 GHz, the mutual coupling reduced.

Utilizing the surface current distributions, mutual coupling investigations were made on the suggested two-element MIMO antenna's performance. This closely packed component separation has to be improved, two slots were first added to the radiating section of the radiators and turned by 45 degrees clockwise. High isolation is achieved as a result of these slots are extension of the physical distance between the resonators.

A 50-Ω feedline is used to excite the antenna's simple form. This pattern is used on a Rogers 4350B laminate that is 0.8 mm thick. Given that the suggested design has a low envelope correlation, good diversity gain, and a minimal amount of reciprocal coupling between the radiators, this may be an effective candidate for 5G communication, this highlights the good consistency between the simulated and measured outcomes.

IV. RESULT ANALYSIS

A novel two element MIMO Antenna for 5G communication is described in this analysis. The recommended millimeter-wave MIMO antenna's compatibility,

usability, and efficacy were examined using Envelope correlation coefficient (ECC) analysis. Considering the ECC, or incoming signals and their connection at the antenna port, is required to determine the uncorrelated channel's channel quality. Antenna performance decreases as a result of high correlation and low isolation caused by a high ECC setting.

Additionally, ECC represents that the total S-parameters of the planned MIMO antennas interact with one another. Far field radiation, the S-parameter, or the received signal envelope can all be implemented to estimate complex cross correlation in order to find the ECC. The outcomes of the far field radiation patterns and S-parameter approaches used to calculate ECC in this section are listed below:

$$ECC = \frac{|S_{ii} * S_{ij} + S_{ji} * S_{jj}|^2}{(1 - |S_{ii}|^2 - |S_{ji}|^2)(1 - |S_{jj}|^2 - |S_{ii}|^2)} \quad (3)$$

$$\rho_{ij} = \frac{|\int \int_0^{4\pi} [\vec{F}_i(\theta, \phi) \times \vec{F}_j(\theta, \phi)] d\Omega|^2}{\int \int_0^{4\pi} |\vec{F}_i(\theta, \phi)|^2 d\Omega \int \int_0^{4\pi} |\vec{F}_j(\theta, \phi)|^2 d\Omega} \quad (4)$$

the MIMO antenna's j-th and i-th elements emission patterns, respectively, indicate the ECC $\vec{F}_i(\theta, \phi)$ and $\vec{F}_j(\theta, \phi)$ radiation patterns. In the recommended design, I, j = 1, 2, which are represented.

When analyzing the effectiveness of MIMO antennas, another important factor it must be taken into consideration is Diversity Gain (DG). The dependability of the MIMO system is shown by this value. For high DG antenna systems, the radiators are isolated to a greater extent. To calculate the MIMO antenna's DG, apply the relation follows.

$$DG = 10\sqrt{1 - (ECC)^2} \quad (5)$$

Multiplexing efficiency (η_{Mux}) is measured as follows:

$$\eta_{Mux} = \sqrt{1 - |\rho_c|^2} \eta_1 \eta_2 \quad (6)$$

where the antenna patch's complex correlation coefficient is denoted by the symbols ρ_c . The radiator for the i-th antenna has a total efficiency of $ECC \approx |\rho_c|^2$ and $|\eta_i|$. Since they had a MIMO array with two elements, they used i = 1, 2. The Fig. 3 shows the simulated radiation efficiency comparison.

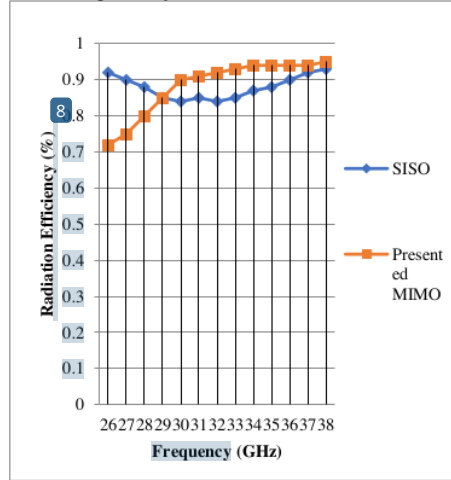


Fig. 3: Simulated Radiation Efficiency Comparative Graph

Figure 3 represents the SISO and presented MIMO antenna's radiation efficiency. The described MIMO antenna achieves a radiation efficiency of over 87% over the working band. In the ideal scenario, the ECC value would be 0. Therefore, uncorrelated MIMO is restricted to an ECC limit of 0.5. The diversity gain and ECC of the presented antenna are shown in Figure 4 using simulation and measurement.

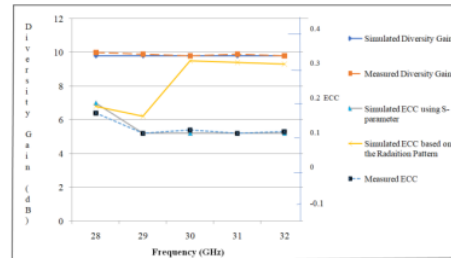


Fig. 4: Fig. 4 shows the reported MIMO antenna's simulated peak gain and multiplexing effectiveness.

The provided MIMO antenna's Diversity Gain (DG) for a number of frequencies is shown in Figure 3. A DG > 10 dB is found in the provided antenna across the operational band. With different frequencies, Figure 5 represents multiplexing effectiveness and peak gain.

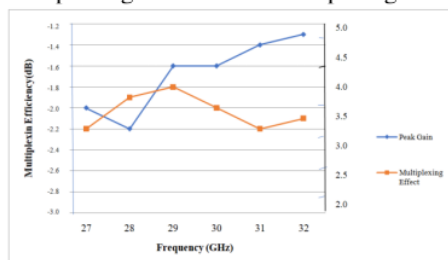


Fig. 5: The described MIMO antenna's simulated peak gain and multiplexing

Through utilizing slotted and inclined antenna radiators, this MIMO antenna was able to retain a small (11.2x5.3mm²) size. A lower ECC value of 0.00009, it was effective in improving isolation by 38 dB and achieving an excellent diversity gain of greater than 9.9 dB. An functional option for 5G communications and applications, the described architecture shows good consistency between measured and simulated outcomes.

V. CONCLUSION

A novel two elements MIMO Antenna for 5G communication is described in this analysis. This 5G communication method discussed a novel 2x2 MIMO antenna. Despite the simple shape, slits in the radiators are added to extend the current route and result in a significant reduction in antenna area (11.2x5.3 mm²). The patches are slotted and rotated 45 degrees in the clockwise direction, high isolation between the resonators is achieved. The offered MIMO antenna is an excellent option for 5G applications, It is demonstrated by the simulation outcomes for ECC (ECC 0.00009), radiators are isolated from one another (> 38 dB), and DG (DG > 9.9 dB). Even though the antenna is smaller than earlier 29 GHz millimeter-wave antennas, modeling and

testing results showed good S-parameter, radiation pattern, diversity gain, and ECC performance.

VI. REFERENCES

- [1] Singla P., Srivastava M., Kaur K., and Mittal R., " Printed antenna design and implementation for 5G applications," 131–134, 10.1109/ICACITE57410.2023.10182522, Greater Noida, India will host the third international conference on cutting-edge engineering technologies in 2023.
- [2] P Neeta. Bahadure, P. Kulkarni, D. Nilesh Patil, Bhaskarrao Jayshri Kulkarni S., "Research Square, 1021203/RS.3.RS-1358314/v1 applications of flexible MIMO antennas in 5G
- [3] Malathi Kanagasabai, Nabi Gulam Alsath M, Shanmuganathan Shanmathi,, and Sandeep Palaswamy Kumar, "Article ID 9431221 in Volume 2022 of Journal of Antennas and Propagation International, 12 pages, An Innovative Low-Profile 5G MIMO Antenna for Vehicle Communications
- [4] M. Arifur Rahman Alam Nakib Shovon Md., H. Mohammad Monirujjaman Khan, Alhakami, Elmannai Hela, Myriam Hadjouni, and Sami Bourouis, "The Wireless Body-Centric Network, Volume 2022: The 5G Wideband Antenna Design and Analysis, Article ID 1558791 from Hindawi Wireless Communications and Mobile Computing, 16 pages; doi:10.1155/2022/1558791
- [5] GetnetAyalew Addis, MelakAsmare Fanuel, "A pi-slotted dual-band rectangular microstrip patch antenna was designed and optimised using the surface response technique for 5G applications", (DOI:10.1016/j.heliyon.2022.e12030) Heliyon 8 (2022).
- [6] Dolores García , Badini Damiano, Jesus Lacruz O., Widmer Joerg , De Donno Danilo , "Computer Communications, Volume 181, 27st January 2022, DOI: 10.1016/j.comcom.2021.09.033, Pages

192–202, Wireless SISO/MIMO communications utilising model-free machine learning

[7] Marwa Daghari, Chaker Essid ,and Hedi Sakli, “Design of a Multi-UWB Antenna System with Diversity for 5G Wireless Applications”, *Wireless communications and mobile computing* using Hindawi Volume 2021, 18 pages, Article ID 9966581, doi:10.1155/2021/9966581

[8] Narukurthi Vivek, Sandeep Kumar B, K. Dr Shambavi, “Wearable Antenna Design for 5G Applications”, Volume 12, Issue 5 of the Journal of Electrical Engineering and Technology International, May 2021; ISSN Online: 0976-6553; DOI: 10.34218/IJEET.12.5.2021.014.

[9] Mustafa Shakir, Usman Sarwar M., Aslam Sohaib, Muhammad Adnan and Muhammad Khan Rafay, “Performance assessment and millimetre wave antenna design for 5G communication”, *EURASIP Journal on Wireless Communication and Networking*, 2021:179, 10.1186/s13638-021-02052-9

[10] Shantha Selvakumari R. And Banu Sangari R., “An Array Antenna for a 5G Base Station: Design and Simulation”, April 2021, Volume 08, Issue 4, international research journal of engineering and technology (IRJET).

[11] T Prabhu. and S. Chentur Pandian, “Resources, Computers, and Continua, T-Shaped Planar Antenna for MIMO Applications: Design and Implementation DOI:10.32604/cmc.2021.018793

[12] D.S. Bhargava, Neelapareddy Kavitha, T.V. Padmavathy, Yadhamuri, Hema, Vinitha Reddy Vuppalapati, “MIMO antenna design and simulation for mobile communication”, *IOP Publishing's Materials Science and Engineering Conference Series*, 994 (2020) 012033, available online at 10.1088/1757-899X/994/1/01203

[13] Rashmitha R, Riyaz Mohammed Ahmed, Niran N, Jugale Abhinandan Ajit, “For Fixed Mobile and Satellite 5G Communications, Microstrip Patch

Antenna Design”, Elsevier published CoCoNet'19, the Computer and network communications' third international conference, in *Procedia Computer Science* 171 (2020) 2073-2079.

[14] J. Colaco and R. Lohani, " the development of a microstrip patch antenna for use in 5G applications," 10.1109/ICCES48766.2020.9137921. On pages 682–685, In 2020, Coimbatore, India, will host the 5th international conference on communication and electronics systems (ICCES).

[15] T.Maheswari, V. Uma Sankar, Pradeep Kumar, S Sai Reddy., K. Rushendrababu, “A Microstrip Patch Antenna for 5G Wireless Applications is Designed”, Volume 6, Issue 1, March 2019, E-ISSN 2348-1269, *Journal of Research and Analysis International*

[16] Nitesh Kumar, Tiwari Sudakshina, “Journal of Scientific Development and Research International, Issue 10, Volume 4, October 2019, ISSN: 2455-2631, "A MIMO antenna for 5G band,"

[17] Z. Ren, A. Zhao and S. Wu, " For 5G mobile terminals, a small decoupled antenna pair with MIMO antenna July 2019, *IEEE Letters on Antennas and Wireless Propagation*, vol. 18, no. 7, pp. 1367-1371.

10.1109/LAWP.2019.2916738.

[18] A Diamah, E Sandi, M W Iqbal and D N Fajriah, “To improve antenna performance, applications for 5G mobile communication employ integrated substrate waveguide design”, *Fourth Annual Conference on Applied Science and Engineering*, Conference Series 1402, (2019) 044032, IOP Publishing, *Journal of Physics*, 10.1088/1742-6596/1402/4/044032

[19] Ayidh al Abdulrahman , G. Zhao J. B. Nadas, R. Ghannam, and. M. A Imran, " Using a MIMO wireless network, communication and control are designed ether.," Glasgow, United Kingdom: 2019 UK/China Emerging Technologies

(UCET), pp. 1–5,
doi:10.1109/UCET.2019.8881847.

[20] T. Kiran, Ch. Mythily, N. Mounish, T.V.B. Phani Kumar, D. Akhil, “The development of Applications of Microstrip Patch Antenna for 5G”, The IOSR journal of electronics and communication engineering (IOSR-JECE) has been given both an e-ISSN and a p-ISSN. Volume 13, Issue 1, Version I, Jan.-Feb. 2018, pp. 14-17

[21] Shaoli Kang, Wanwei Tang, Jinlong Zhao, Yinpu Zhang, Zhang Zhenyu, Xiurong Zhang², “MIMO-PDMA system design for 5G mobile communications”, DOI: 10.1049/iet-com.2018.5837, IET Communication, 2020, Volume 14, Issue 1, Pages 76–83

[22] Mahabub Atik, Sayedur Rahman Md., Al-Amin Md., Mostafizu² Rahman Md., Masud Rana Md., “In the Open Journal of Antennas and Propagation article " 5G Communications Systems Multiband Patch Antenna Design", 6, 1-14, ISSN Online: 2329-8413, doi: 10.4236/ojapr.2018.61001

[23] Pooja Mohan Gaikwad, S. Prof. Dr. Suhas Patil, “Fractal Microstrip Patch Antenna for 5G Communication Design and Development”, improvements in mobile and wireless communications. ISSN 0973-6972 Page numbers 13–25 in Volume 10, Number 1 (2017); doi:10.24113/ijoscience.v6i5.287

[24] Kumar Reddy N, Hazra Asish and Sukhadeve Vinod, “Future 5G Mobile Wireless Communication Using a Small Elliptical Microstrip Patch Antenna”, 1. No. 1, pp. 1-4, Transactions on Engineering & Applied Sciences, 2017, DOI: 10.24999/IJOAEM/02070036, ISSN 2456-3206

[25] Cheng W., Zhang X. and Zhang H., "Over green 5G mobile wireless networks, statistical-QoS-driven energy-efficiency optimisation," appeared in volume 34, issue 12 of the IEEE Journal on Selected Areas in Communications, December 2016, pages 3092-3107, doi: 10.1109/JSAC.2016.2599980.

ORIGINALITY REPORT

10%

SIMILARITY INDEX

6%

INTERNET SOURCES

7%

PUBLICATIONS

1%

STUDENT PAPERS

PRIMARY SOURCES

- | | | |
|---|--|----|
| 1 | www.ncbi.nlm.nih.gov
Internet Source | 1% |
| 2 | Udayamoorthy Venkateshkumar, S. Kiruthiga, H. Mihitha, K. Maheswari, M. Nithiyasri. "Multiband Patch Antenna Design for 5G Applications", 2020 Fourth International Conference on Computing Methodologies and Communication (ICCMC), 2020
Publication | 1% |
| 3 | journal.uad.ac.id
Internet Source | 1% |
| 4 | Submitted to National Institute Of Technology, Tiruchirappalli
Student Paper | 1% |
| 5 | Weijun Zhang, Zibin Weng, Lei Wang. "Design of a dual-band MIMO antenna for 5G smartphone application", 2018 International Workshop on Antenna Technology (iWAT), 2018
Publication | 1% |
-

6

Internet Source

<1 %

7

sitrc.sandipfoundation.org

Internet Source

<1 %

8

ubimon.doc.ic.ac.uk

Internet Source

<1 %

9

Wenchi Cheng, Xi Zhang, Hailin Zhang.
"Statistical-QoS Driven Energy-Efficiency
Optimization Over Green 5G Mobile Wireless
Networks", IEEE Journal on Selected Areas in
Communications, 2016

Publication

<1 %

10

pubmed.ncbi.nlm.nih.gov

Internet Source

<1 %

11

assets.researchsquare.com

Internet Source

<1 %

12

Md. Sohel Rana, Md. Mostafizur Rahman
Smieeee. "Design and analysis of microstrip
patch antenna for 5G wireless communication
systems", Bulletin of Electrical Engineering
and Informatics, 2022

Publication

<1 %

13

E Suganya, T Anitha Jones Mary Pushpa, T
Prabhu. "Design and Analysis of Circular
Patch Antenna for Microwave Applications",
2023 International Conference on Applied

<1 %

Intelligence and Sustainable Computing (ICAISC), 2023

Publication

14

Submitted to National College of Ireland

Student Paper

<1 %

15

Rakhesh Singh Kshetrimayum, Mohit Mishra, Sonia Aïssa, Shibani K. Koul, Mohammad S. Sharawi. "Diversity Order and Measure of MIMO Antennas in Single-User, Multi-User and Massive MIMO Wireless Communications", Institute of Electrical and Electronics Engineers (IEEE), 2022

Publication

<1 %

16

Submitted to Study Group Australia

Student Paper

<1 %

17

www.encyclopedia.com

Internet Source

<1 %

18

patents.google.com

Internet Source

<1 %

19

"Computer Communication, Networking and Internet Security", Springer Science and Business Media LLC, 2017

Publication

<1 %

20

iaeme.com

Internet Source

<1 %

21

vesit.ves.ac.in

Internet Source

<1 %

22

www.hindawi.com

Internet Source

<1 %

23

"A Dual T-Shaped Compact Quad element Wideband MIMO Antenna for mm-Wave applications", 2021 IEEE Asia-Pacific Conference on Applied Electromagnetics (APACE), 2021

Publication

<1 %

24

Ahmed Mohamed Elshirkasi, Azremi Abdullah Al-Hadi, Rizwan Khan, Prayoot Akkaraekthalin et al. "Numerical Analysis of Users' Body Effects on a Fourteen-Element Dual-Band 5G MIMO Mobile Terminal Antenna", IEEE Access, 2021

Publication

<1 %

25

Valsalam Reji, C. T. Manimegalai. "Microstrip Resonant and Non-Resonant Antenna for 5 GHz Indoor and Outdoor Band Applications", International Journal on Communications Antenna and Propagation (IRECAP), 2023

Publication

<1 %

26

Zhouyou Ren, Anping Zhao, Shengjie Wu. "MIMO Antenna With Compact Decoupled Antenna Pairs for 5G Mobile Terminals", IEEE

<1 %

Antennas and Wireless Propagation Letters, 2019

Publication

27

dblp.dagstuhl.de

Internet Source

<1 %

28

downloads.hindawi.com

Internet Source

<1 %

29

www.iosrjournals.org

Internet Source

<1 %

30

www.mdpi.com

Internet Source

<1 %

31

www.science.gov

Internet Source

<1 %

32

Qing Geng, Fucai Liu, Hongjiu Yang. "Self-triggered sampling control for networked control systems with delays and packets dropout", International Journal of Systems Science, 2018

Publication

<1 %

33

Zhouyou Ren, Anping Zhao. "Dual-Band MIMO Antenna With Compact Self-Decoupled Antenna Pairs for 5G Mobile Applications", IEEE Access, 2019

Publication

<1 %

Exclude quotes Off

Exclude matches Off

Exclude bibliography Off