

# **A CONCEPTUAL DISCUSSION ON PHARMACOKINETICS**

**Book series ID: IIPV3EBS16\_G3**

**Shibprasad Mondal**  
**Assistant Professor in Physiology**  
**Uluberia College affiliated to the University of Calcutta**  
**Email: shibprasadmondal@gmail.com**  
**Contact No: 9733911806**

# A CONCEPTUAL DISCUSSION ON PHARMACOKINETICS

Shibprasad Mondal\*

## ABSTRACT

This chapter provide about the fundamental knowledge of pharmacology, pharmacokinetics and pharmacodynamics and discussed in detail about the knowledge of many aspects of pharmacokinetics or drugs utility that means after entry of drugs or any xenobiotic, how they absorbed, their metabolism, distribution and how they are excreted all are discussed here. Besides, what are the factors involved in drug utility, different routes of drugs entry and which routes is better for therapeutic action, their bioavailability, plasma protein binding, blood-brain barrier and how they influence drugs distribution, drugs and their metabolism and significance, finding organ, involving enzyme, process of excretion, renal clearance, elimination kinetics, order of kinetics etc. This is comparatively rigid chapter, do not easy to digest. So, study properly to enrich yourself and to boost your creative thinking.

---

\*Assistant Professor, Department of Physiology, Uluberia College affiliated to the University of Calcutta. Email:shibprasadmndal@gmail.com, Contact No: 9733911806

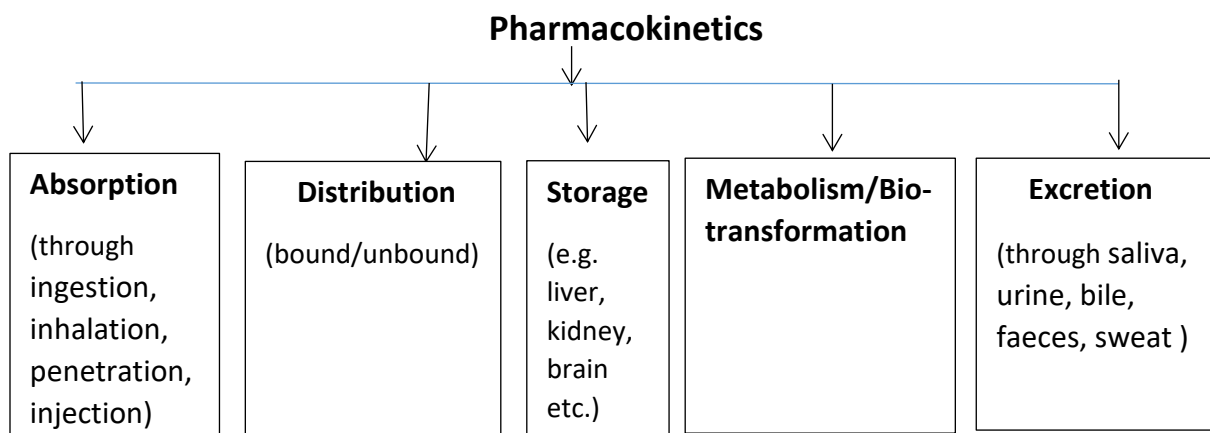
## OVERVIEW OF PHARMACOLOGY

*The term pharmacology were coming from two Greek words. One is known as pharmacon that means drugs and another is logos that means discussion or knowledge. So, pharmacology means the scientific study of drugs. In detail, it refers the discovery of drugs, their properties and their mechanism of action and effect on living system. For thousands years ago the composition any many other properties are unknown to us but due to development of science, all the pharmacological properties with a vast variety, selective, purified and potent drugs have been discovered. So, pharmacology is one of the most important biomedical sciences in health sciences to characterize and understanding therapeutic drugs and drug treatment with safety measures. Pharmacology can be broadly divided into two branch named as pharmacodynamics and pharmacokinetics.*

*Pharmacodynamics deals the effect of drugs to the body with suitable mechanism at molecular, cellular or tissue levels whereas Pharmacokinetics refers how body handle the drugs that means it indicate the absorption, distribution, metabolism, storage and excretion of drugs by the body. Pharmacology also applied in other field like chemotherapy, toxicology, pharmacy etc. [1][2][3]*

## CONCEPT OF PHARMACOKINETICS

Pharmacokinetics is a branch of pharmacology. Pharmacokinetics (Greek: kinesis-movement) deals as the quantitative study of drugs movement in the body over a period of time and also alteration of drugs by the body. It includes absorption, distribution, binding/ localization, storage, biotransformation/ metabolism and excretion of the drugs by the body . There are many routes of drugs entry in our body that may be ingestion, inhalation, penetration, injection though absorption rate are not same in all routes. The rate of absorption is high in case injection of drugs in comparison to all other route as injection of drugs direct contact to the circulation. After action drugs are excreted through various routes also like saliva, urine, bile, faeces, sweat etc.(see fig:1). [1][2][3].



[Fig. 1: Schematic diagram of pharmacokinetic processes]

All the pharmacokinetics process involve transport of drugs across a biological membrane.

Depending upon the chemical properties of drugs, drugs transport across the plasma membrane are of following type-

- Passive diffusion
- Filtration
- Specialized transport

**Passive transport:** The lipid soluble drugs are easily diffuses across the membrane and it is depends on the concentration gradients. If the concentration gradient is between the two side

of the membrane then rate of diffusion is also high. Diffusion rate not only depends on lipid solubility and concentration gradient of drugs but also depends on degree of ionization, size of drugs and the surface area of absorptive membrane.

**Filtration:** Filtration is the second most important pathway of drugs passage that depends on the hydrostatic pressure and osmotic pressure gradient. For filtration of drugs, the size of the drug's molecule must be less than pore diameter of membrane. It is found that the molecular weight (MW) greater than 100 diameter are unable to penetrate the membrane because the pore diameter is about  $4A^0$  drug's diameter.

**Specialized transport:** The drugs that are hydrophilic in nature are not able to cross the membrane. They pass the membrane through special transport system: i. active transport (both energy and carrier dependent) or ii. Through facilitated diffusion (carrier mediated passive transport).

## ABSORPTION

Absorption is process of drugs entry into the circulation. All drugs are not absorbed in the same rate due to difference their structure and chemical nature. Besides, some other factors that affect absorption are:

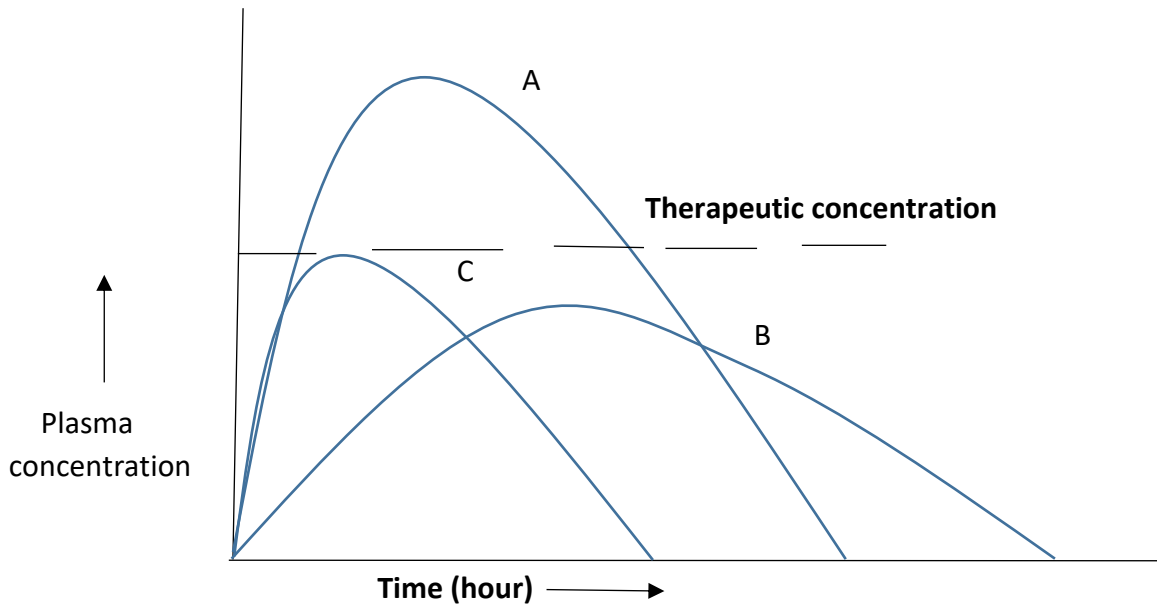
1. **Aqueous solubility:** The drugs that are very less in water soluble like aspirin absorb slowly than the fully water soluble drugs (diclofenac sodium, dopamine hydrochloride).
2. **Concentration gradient:** This is the most important factor of drugs absorption. The rate of absorption is directly proportional to the concentration gradient on the both side of the membrane.
3. **Area of absorbing surface:** Larger it is, faster is the absorption.
4. **Route of drugs administration:** Early mentioned the rate of drugs absorption is not same through all routes of drugs administration. It is slower in case of orally administered drugs in comparison to the subcutaneous and intramuscular injection. [1]

**Determinants of Absorption:** All drugs not absorbed into blood stream and not always absorbed in the same rate. It is determined as in terms of bioavailability.

## BIOAVAILABILITY

In pharmacology the term bioavailability is very important. It indicate the rate of drugs absorption to get the therapeutic concentration in a time dependent manner (see fig:2). The bioavailability is not same in all drugs for a same amount and that may be due to following reasons:

- (a) It may be due to their poor solubility and slower rate of absorption.
- (b) It may be due to first pass metabolism in the liver or excreted through bile.
- (c) It also depends on particle size. If we reduce the particle size then the rate of absorption of any drug will be increased. [1][4]



**Fig. 2 Bioavailability of three different drugs. [Here, drug A have greater bioavailability (that exceed the therapeutic concentration) than drug B and C. Drug B do not reaches to its therapeutic concentration due to its slower rate and greater extent of absorption.**

## **DISTRIBUTION**

Once a drug after entering into the circulation get distributed to other tissue. The distribution of any drugs depends on its solubility to water, ionization properties, bound or unbound state etc. In different pathological condition like congestive heart failure, liver cirrhosis can alter the drugs distribution due to alteration of water distribution, plasma protein binding , permeability of membrane, accumulation of its metabolites.

**Drugs entry in brain and CSF:** All drugs, toxin or pathogen do not enter in the brain due to presence of blood-brain barrier (BBB). The blood –brain barrier is a protective layer made up by specialized endothelial cells in the brain. Blood- CSF barrier also similar type barrier

located in the choroid plexus having tight junctions. Mainly lipid soluble drugs easily penetrate through these junction and acts on CNS..

**Plasma protein binding:**

Plasma protein plays an important role in drugs distribution specially albumin,  $\alpha$ -acid-glycoprotein and beta-globulin. The drugs that are acidic in nature can bound to plasma protein albumin and basic drugs to globulin protein and binding efficacy depend on concentration of drugs.(see following table).

<b>DRUGS BOUND TO PLASMA PROTEIN</b>	
<b>To Albumin</b>	<b>To beta-globulin</b>
Barbiturates	$\beta$ -blocker
Benzodiazepines	Quinidine
NSAIDS	Prazosin
Penicillins	Bupivacaine
Sulfonamides	Lignocaine
Tetracyclines	Methadone
Warfarin	Imipramine

**Tissue storage:** As the drugs are accumulated in the organ or bound to tissue so, its high concentration leads to toxicity. There are some example of drugs and their storage site represented in the following table:[1][2]

<b>Tissues/ Organs</b>	<b>Example of Storage drugs</b>
1. Skeletal muscle, heart	Digoxin
2. Liver and kidney____	Chloroquine.
3. Brain	acetazolamide.
Bone	Tetracyclines,
Adipose tissue( lipid soluble drugs)	Thiopentone, Phenoxybenzamine

# BIOTRANSFORMATION

## (Metabolism)

Biotransformation or metabolism can be defined as the chemical alteration of drugs or xenobiotic (foreign) or endobiotic (endogenous) substances in the body. It is needed to render non polar (lipid soluble) compounds to polar (water soluble) so that they are nontoxic and easily pass through urine. When a drug is metabolized and its metabolite has a physiological effect then it is called active metabolite. But prior to metabolism it remain as inactive stage. Such a drug is called a prodrug.

Prodrug	Active form
Levodopa	— Dopamine
Dipivefrine	— Epinephrine
Bacampicillin	— Ampicillin

Sometime drugs also transformed into inactive metabolites. However, both active and inactive metabolites affects all other aspect of pharmacokinetics.

**Site:** Liver is the major site of drug metabolism in comparison to kidney, intestine, lungs and plasma.

**Classification:** Drug bio-transformation occurs in two phases:

- a) Phase I reactions ( non synthetic)
- b) Phase II reactions ( synthetic or conjugation)

### Phase I reactions:

1. **Oxidation:** Oxidation is the most important drug metabolizing reaction. Oxidation is the process of addition of oxygen or removal of hydrogen in any substances. Liver takes a crucial role in oxidation process. Cytochrome P-450 monooxygenase is an important enzyme for oxidation of many drugs and detoxification of xenobiotics. This enzyme is present in the ER of liver.

Example: Barbiturates, paracetamol, steroids and many other drugs are oxidized by this enzyme.

2. **Reduction:** It is just reverse of oxidation reaction. The same enzyme like Cytochrome P-450 may involve in reduction process. Hence, they are also called reductase enzyme.

Drugs primarily reduced are chloramphenicol, halothane.

**3. Hydrolysis: Hydrolysis of drugs or any substances occurs with the help of water molecule. Liver, intestine are the major site of hydrolysis.**

**Examples:** Choline esters, procaine, oxytocin etc. are biotransformed by hydrolysis process.

### **Phase II reactions:**

This is also known as conjugation or synthetic reaction. It is energy dependent process. It is generally detoxifying step of drugs metabolism. The major enzymes involved in conjugation are UDP-glucuronosyltransferases, sulfotransferases, N-acetyltransferases, glutathione S-transferases and methyl transferases. The aim of conjugation is to transfer of a suitable endogenous moiety such as glucuronic acid, sulphate, glycine etc. to a drug or metabolites of phase I reaction and form a polar highly ionized organic acid and this conversion helps to release the metabolites through urine or pass through bile.

1. **Glucuronide conjugation:** Maximum drugs are transferred by glucuronide conjugation. The drugs that contain -OH or -COOH groups are mainly conjugated to the glucuronic acid with the help of UDP-glucuronosyl transferases (UGTs). This is the most important detoxification pathway for broad spectrum of drugs. Examples: chloramphenicol. Besides, steroid hormone, dietary chemical, carcinogens etc. are utilized in this way.

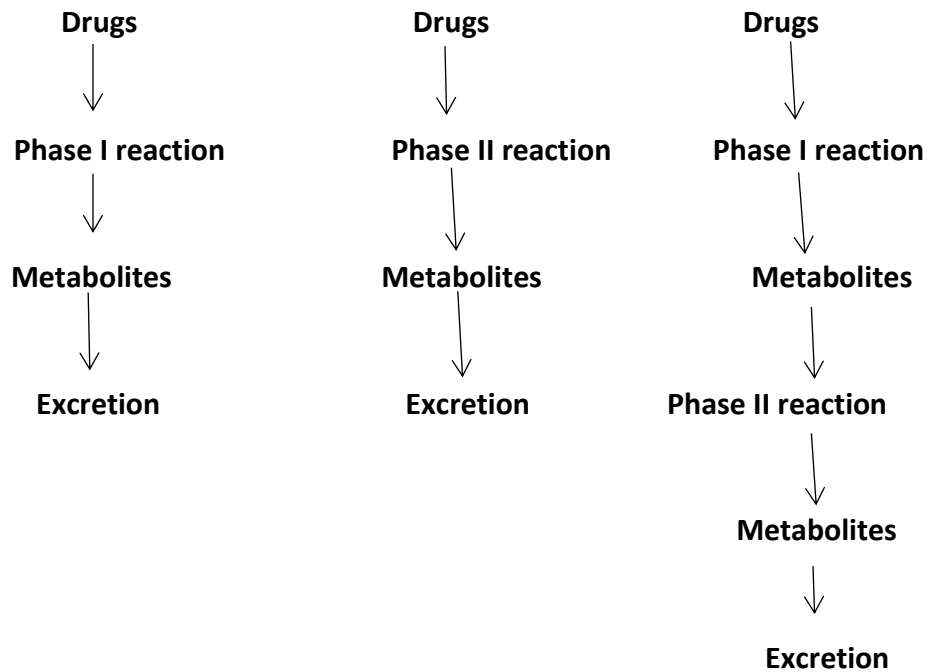
2. **Sulfate conjugation:** The compounds that contain phenol group are metabolized by sulfate conjugation.

Example: Chloramphenicol.

3. **Glutathione conjugation:** Glutathione transferases play a key role in the detoxification of different xenobiotics (e.g. drugs, environmental pollutants, endogenous metabolites etc.). It converts highly reactive quinone or epoxide intermediate which are formed during metabolism of certain drugs (e.g. paracetamol) into inactive ones. Besides, there are many drugs that also undergo phase II reaction by methylation (e.g. epinephrine), acetylation conjugation (e.g. sulfonamide).



It is very important to remember that, Drugs independently may follow phase I or phase II **but most of the drugs follow two phase consequently one after another** (see fig:3).<sup>[1][2][4]</sup>

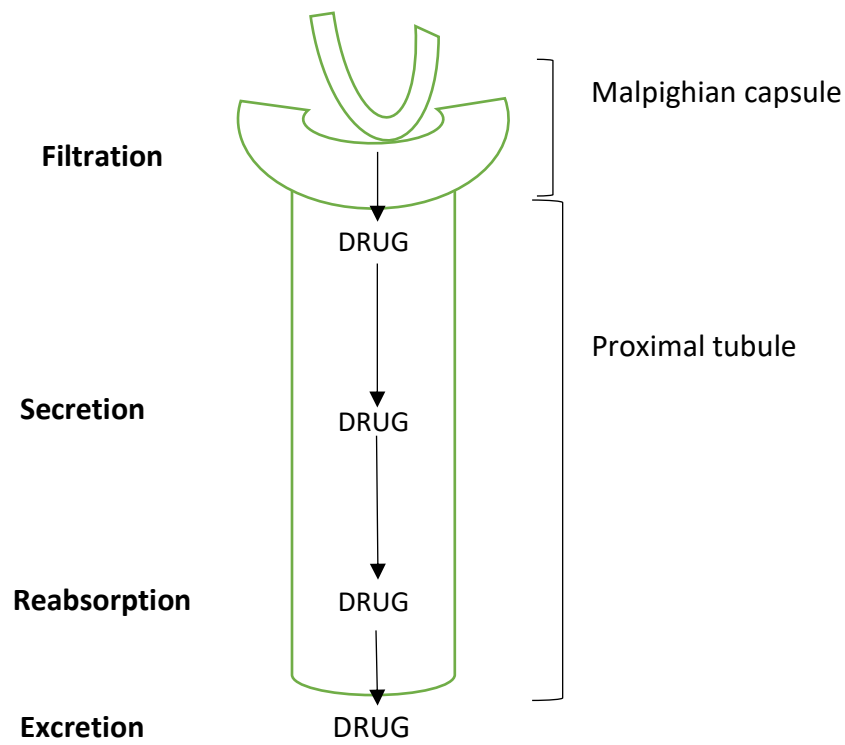


**Fig: 3. Drugs metabolism may occur only through phase I or phase II and or jointly follow both phase I and phase II reaction sequentially.**

## **EXCRETION**

This is a final process of pharmacokinetics. Excretion is the passage out of systemically absorbed drugs and its metabolites from the body in different ways:

1. **Urine:** Nephron in kidney plays a key role in urine formation. Different portion of nephron are involve in drugs excretion (see fig: 4).



**Fig 4: Renal excretion of drugs**

**Glomerular capillaries** of nephron have pores larger than usual; all non protein bound drugs that may be lipid soluble or insoluble are filtered through glomerulus.

About 90% glomerular filtrating lipid soluble drugs are reabsorbed through renal tubule but not lipid soluble and highly ionized drugs are unable to do so.

**Tubular secretion** is depends on the renal clearance of a drug. Proximal tubule of nephrons are actively participate in tubular secretion for the elimination of many drugs and it is energy dependent. Tubular secretion involves two carrier system knowns as: a) basic carrier which transport basic drugs (e.g. dopamine, histamine etc.) and b) acidic carrier for transport of acidic drugs e.g. penicillin, furosemide etc.

2. **Faeces:** Orally administered drugs that are unable to absorb through gut, excreted in faeces coming from liver bile.

Example: Streptomycin, neomycin etc. drugs and some heavy metal that are excreted in the bile are arsenic, lead and mercury.

3. Beside this two major sources of drugs elimination, there are few drugs and heavy metal that also pass through saliva (e.g. thiocyanates), sweat(e.g. lithium), gases ( mainly alcohol and anesthetics).Different researcher shown that, milk is also another important routes of drugs elimination. Almost all drugs including alcohol, nicotine and caffeine taken by the mother are enter into breast milk and to infants. So, every mother need special caution about the adverse effect of drugs. Drugs that are contraindicated during breast feeding includes anticancer drugs, lithium, iodine, amphetamines, statin, antiretroviral medication etc. Beside antidepressants and anticonvulsant drugs should be used by lactating mother in very low dose due to their adverse effect.[1]

### KINETICS OF ELIMINATION

Once a drug after entering into the body when start to eliminate by liver, bile, kidney, lungs etc. then this process reduce the plasma concentration of drugs per unit time. Elimination of drugs is directly proportional to its metabolism and plasma concentration (**first order or exponential kinetics**), **CL (clearance)** remain constant. Here specific ratio (not amount) of the drug is eliminated per unit time (see fig: 5). It is also called flow dependent elimination. If the drugs is eliminated at constant rate per unit time and it is independent on its plasma concentration then it is referred as zero order or linear kinetics The half life and plasma clearance (CL) value is not same in both first-order and zero-order elimination kinetics(see fig: 5).[1][2].

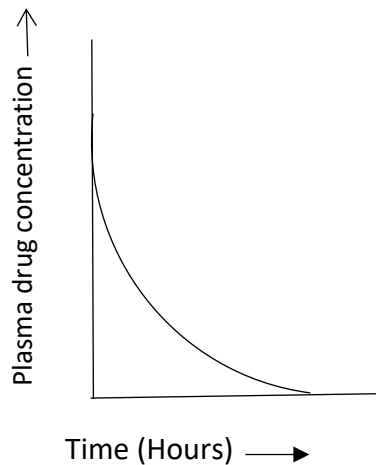


Fig 5: First- order elimination kinetics.

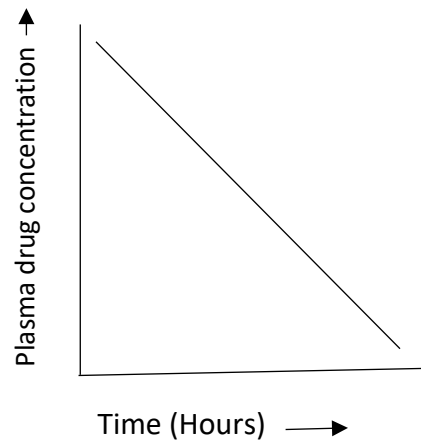


Fig 6: Zero-order elimination kinetics.

**References:**

1. *Tripathi KD, Essential of Medical pharmacology, 5th edition, Jaypee Brothers Medical Publishers (P) LTD, New Delhi 110002, India; 2003; pp.-[3-4,11-32].*
2. *Raymond M. Quock, Drugs and Behavior, 2nd edition, Washington State University, Version 2.00, August 2022.*
3. *Benet, Leslie Z., and Parnian Zia-Amirhosseini. "Basic principles of pharmacokinetics." Toxicologic pathology 23.2 (1995): 115-123.*
4. *Correia, Maria Almira. "Drug biotransformation." Basic & clinical pharmacology (2018): 53.*